

Upper Bann Constituency

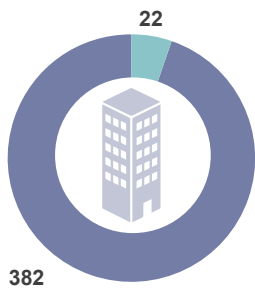
Invest NI Activity (2012-13 to 2016-17)

June 2017

Source: Invest NI

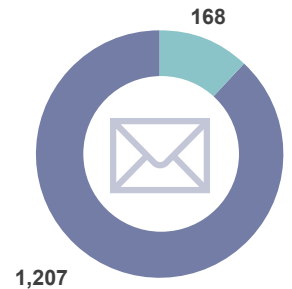
■ Locally-Owned Businesses
■ Externally-Owned Businesses

No. of Businesses = 404



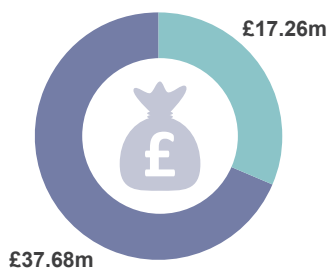
Year	Locally-Owned Businesses	Externally-Owned Businesses
2016-17	118	8
2015-16	116	10
2014-15	145	11
2013-14	135	12
2012-13	127	15

No. of Offers = 1,375



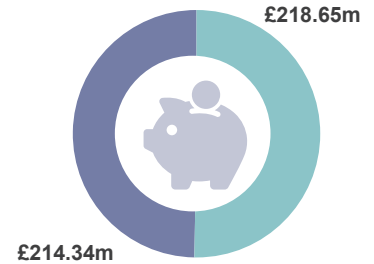
Year	Locally-Owned Businesses	Externally-Owned Businesses
2016-17	228	32
2015-16	198	29
2014-15	286	35
2013-14	236	30
2012-13	259	42

Total Support = £54.94m



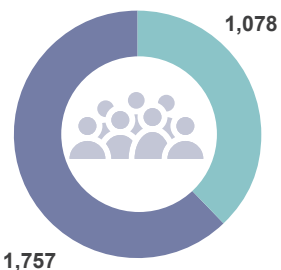
Year	Locally-Owned Businesses (£m)	Externally-Owned Businesses (£m)
2016-17	6.37	1.17
2015-16	3.53	2.84
2014-15	13.52	10.21
2013-14	6.13	0.46
2012-13	8.14	2.58

Total Investment = £432.99m



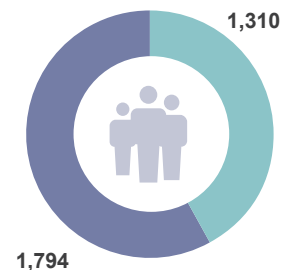
Year	Locally-Owned Businesses (£m)	Externally-Owned Businesses (£m)
2016-17	24.64	4.46
2015-16	12.47	21.52
2014-15	112.80	177.50
2013-14	26.45	3.52
2012-13	37.98	11.64

Jobs Promoted = 2,835



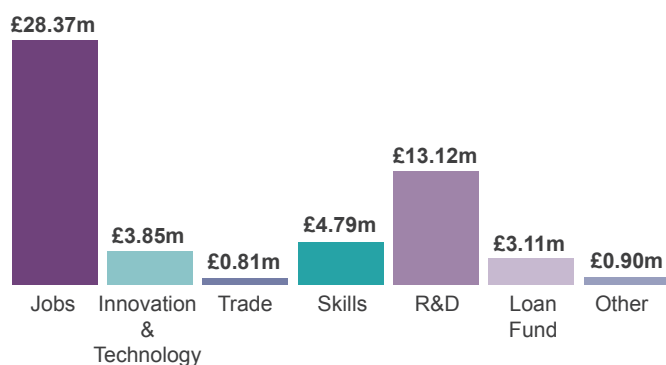
Year	Locally-Owned Businesses	Externally-Owned Businesses
2016-17	131	2
2015-16	70	321
2014-15	684	686
2013-14	400	27
2012-13	472	42

Jobs Created = 3,104



Year	Locally-Owned Businesses	Externally-Owned Businesses
2016-17	235	317
2015-16	453	326
2014-15	441	637
2013-14	481	4
2012-13	184	26

Type of Support



Notes

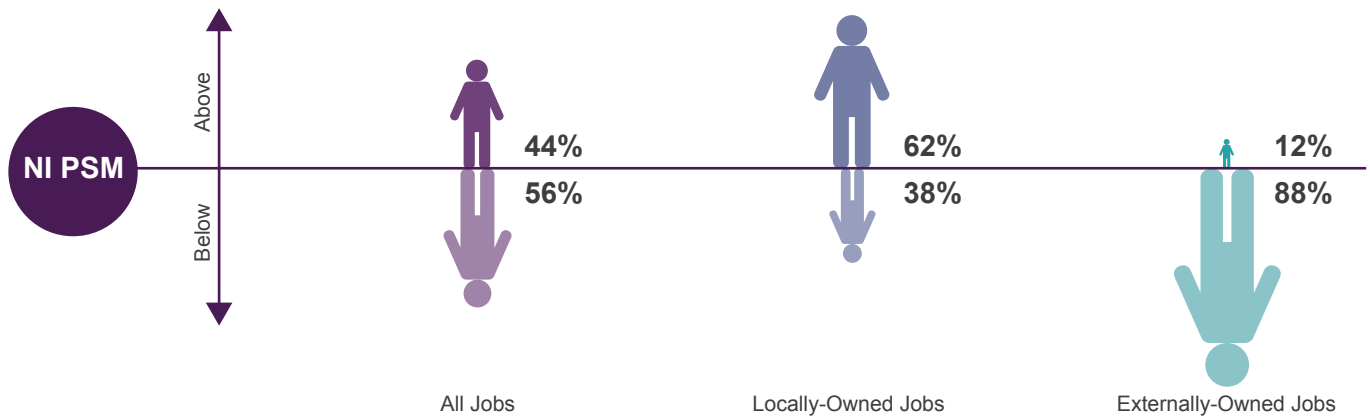
● Business totals may not add as a business can be supported in more than one year and can move from local to externally-owned during the 5 year period.

● Does not include £2.93m of support to External Delivery Organisations or universities, which contributes towards £3.58m of investment, as this benefits businesses across all of Northern Ireland.

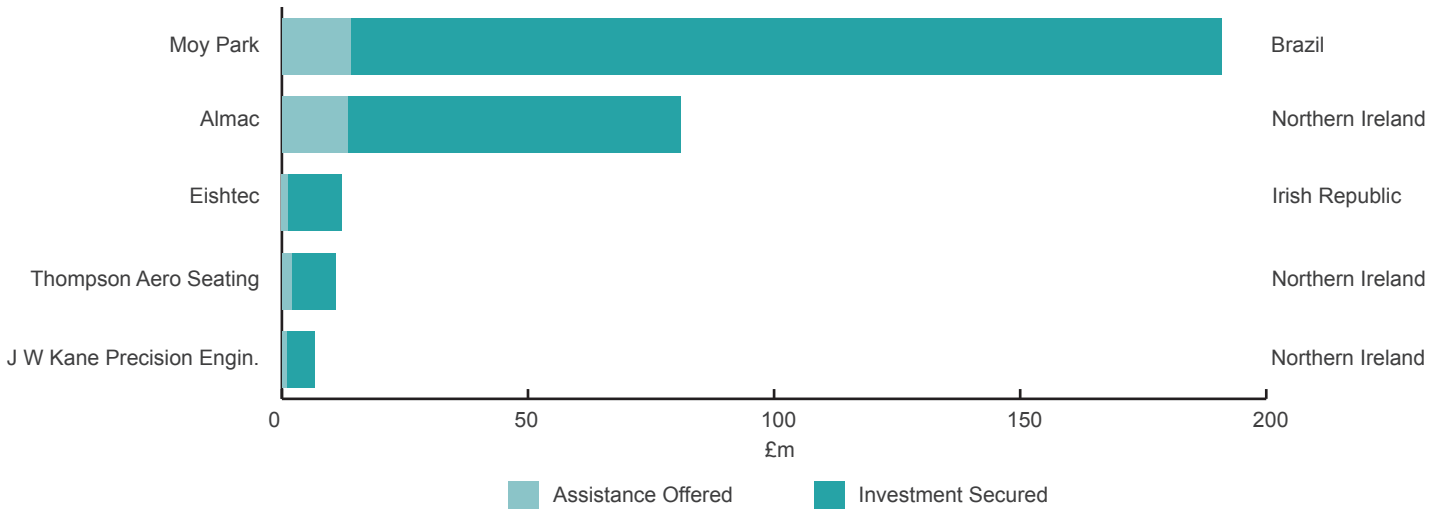
● 'Jobs Promoted' are those which are expected as a result of the implementation of a business plan. As this happens, they become 'Jobs Created'.

Jobs above NI Private Sector Median (PSM)

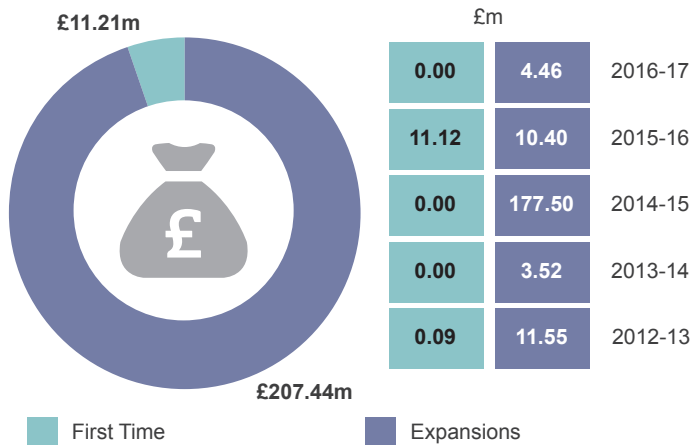
For specific projects Invest NI measures the quality of the jobs by the proportion of those jobs that attract salaries above the Northern Ireland PSM wage - the average annual wage for the private sector, which is **£20,800** for 2016.



Top 5 Investors



Externally-Owned First Time Investment vs Existing Expansions



Externally-Owned Investment by Country



Total externally-owned investment secured was **£218.65m**. This is defined as investment in the area by businesses where at least 50% of ownership is based outside Northern Ireland. The figures include the support that Invest NI offers these businesses.