

South Down Constituency

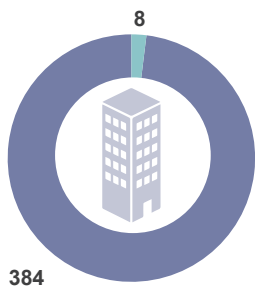
Invest NI Activity (2012-13 to 2016-17)

June 2017

Source: Invest NI

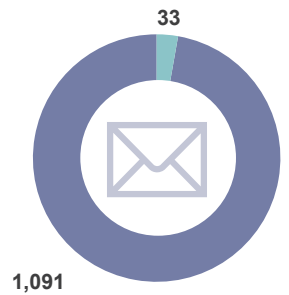
■ Locally-Owned Businesses
■ Externally-Owned Businesses

No. of Businesses = 392



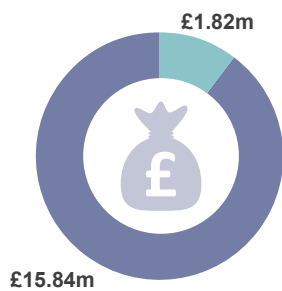
| Year | Locally-Owned Businesses | Externally-Owned Businesses |
|---------|--------------------------|-----------------------------|
| 2016-17 | 92 | 2 |
| 2015-16 | 113 | 2 |
| 2014-15 | 149 | 6 |
| 2013-14 | 162 | 5 |
| 2012-13 | 134 | 3 |

No. of Offers = 1,124



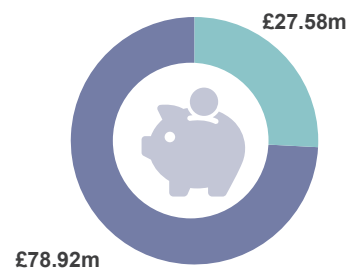
| Year | Locally-Owned Businesses | Externally-Owned Businesses |
|---------|--------------------------|-----------------------------|
| 2016-17 | 158 | 3 |
| 2015-16 | 172 | 3 |
| 2014-15 | 250 | 13 |
| 2013-14 | 280 | 9 |
| 2012-13 | 231 | 5 |

Total Support = £17.66m



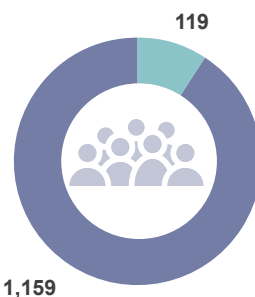
| Year | Locally-Owned Businesses (£m) | Externally-Owned Businesses (£m) |
|---------|-------------------------------|----------------------------------|
| 2016-17 | 3.01 | 0.09 |
| 2015-16 | 3.02 | 0.05 |
| 2014-15 | 4.02 | 1.61 |
| 2013-14 | 3.36 | 0.06 |
| 2012-13 | 2.43 | 0.01 |

Total Investment = £106.50m



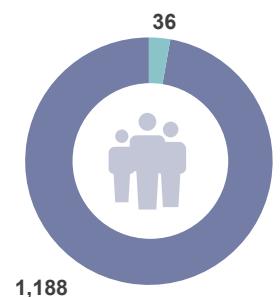
| Year | Locally-Owned Businesses (£m) | Externally-Owned Businesses (£m) |
|---------|-------------------------------|----------------------------------|
| 2016-17 | 14.71 | 0.33 |
| 2015-16 | 18.05 | 0.13 |
| 2014-15 | 25.70 | 26.84 |
| 2013-14 | 12.70 | 0.27 |
| 2012-13 | 7.75 | 0.01 |

Jobs Promoted = 1,278



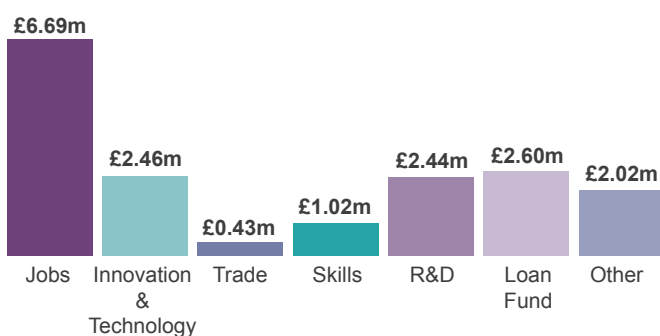
| Year | Locally-Owned Businesses | Externally-Owned Businesses |
|---------|--------------------------|-----------------------------|
| 2016-17 | 179 | 2 |
| 2015-16 | 187 | 0 |
| 2014-15 | 274 | 115 |
| 2013-14 | 396 | 2 |
| 2012-13 | 122 | 0 |

Jobs Created = 1,224



| Year | Locally-Owned Businesses | Externally-Owned Businesses |
|---------|--------------------------|-----------------------------|
| 2016-17 | 189 | 3 |
| 2015-16 | 146 | 19 |
| 2014-15 | 342 | 14 |
| 2013-14 | 297 | 0 |
| 2012-13 | 213 | 0 |

Type of Support



Notes

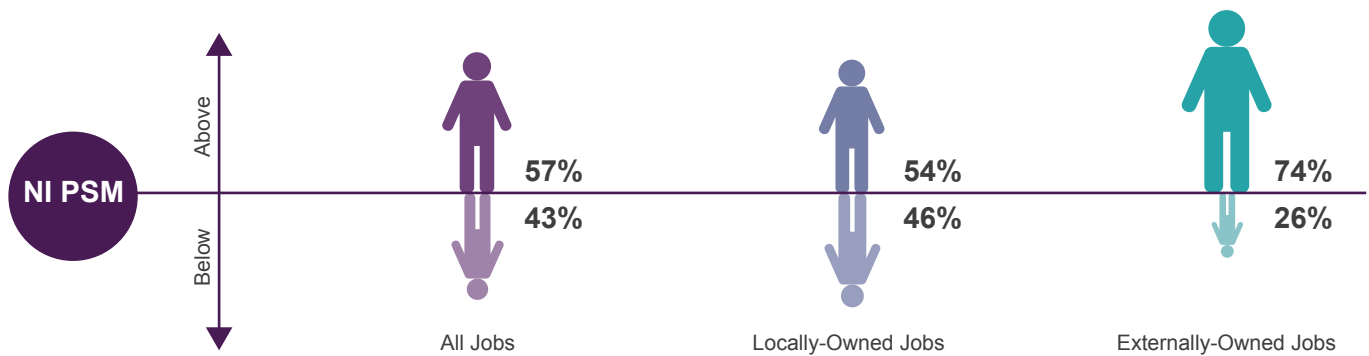
● Business totals may not add as a business can be supported in more than one year and can move from local to externally-owned during the 5 year period.

● Does not include £0.60m of support to External Delivery Organisations or universities, which contributes towards £0.97m of investment, as this benefits businesses across all of Northern Ireland.

● 'Jobs Promoted' are those which are expected as a result of the implementation of a business plan. As this happens, they become 'Jobs Created'.

Jobs above NI Private Sector Median (PSM)

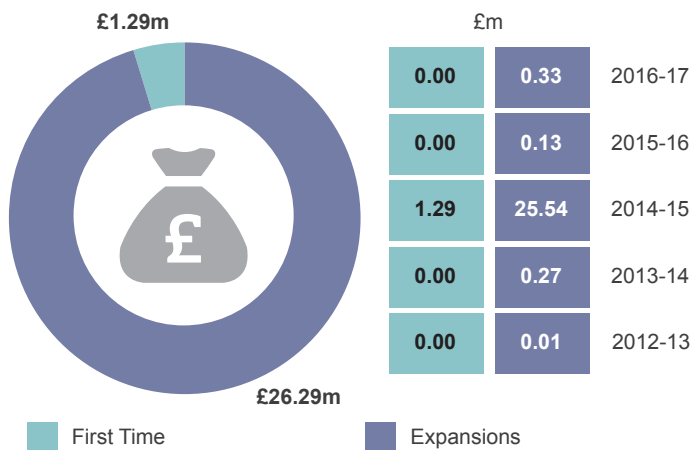
For specific projects Invest NI measures the quality of the jobs by the proportion of those jobs that attract salaries above the Northern Ireland PSM wage - the average annual wage for the private sector, which is **£20,800** for 2016.



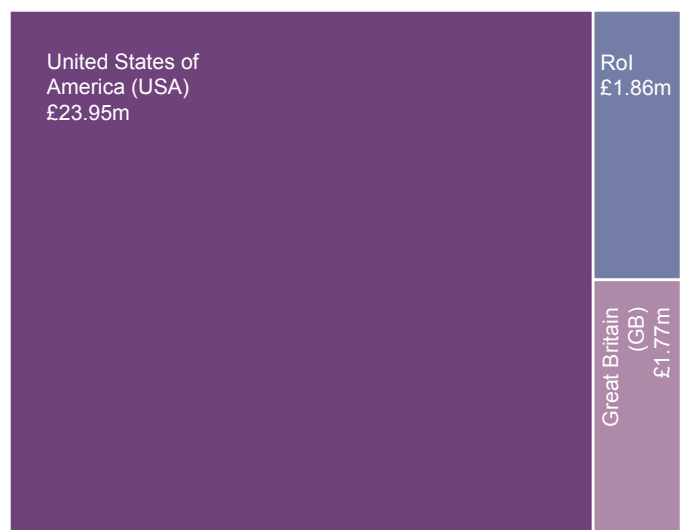
Top 5 Investors



Externally-Owned First Time Investment vs Existing Expansions



Externally-Owned Investment by Country



Total externally-owned investment secured was **£27.58m**. This is defined as investment in the area by businesses where at least 50% of ownership is based outside Northern Ireland. The figures include the support that Invest NI offers these businesses.