

Mid Ulster Constituency

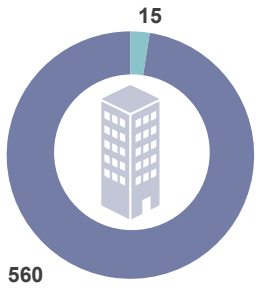
Invest NI Activity (2012-13 to 2016-17)

June 2017

Source: Invest NI

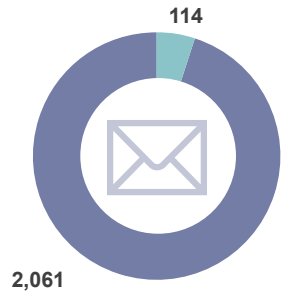
■ Locally-Owned Businesses
■ Externally-Owned Businesses

No. of Businesses = 575



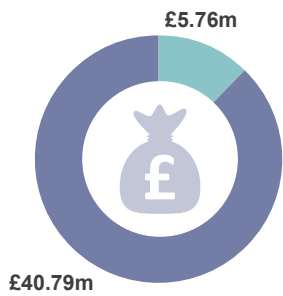
Year	Locally-Owned Businesses	Externally-Owned Businesses
2016-17	166	5
2015-16	181	8
2014-15	224	9
2013-14	244	8
2012-13	198	10

No. of Offers = 2,175



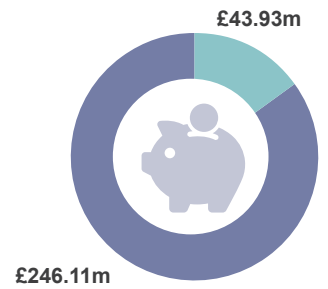
Year	Locally-Owned Businesses	Externally-Owned Businesses
2016-17	306	25
2015-16	382	25
2014-15	470	27
2013-14	478	16
2012-13	425	21

Total Support = £46.55m



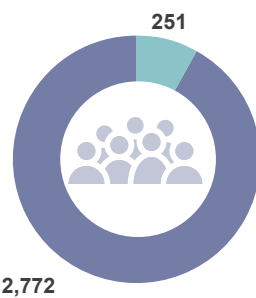
Year	Locally-Owned Businesses (£m)	Externally-Owned Businesses (£m)
2016-17	7.04	0.86
2015-16	8.52	0.50
2014-15	9.98	1.95
2013-14	6.79	0.43
2012-13	8.46	2.02

Total Investment = £290.04m



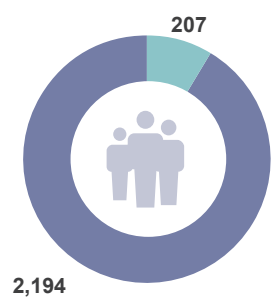
Year	Locally-Owned Businesses (£m)	Externally-Owned Businesses (£m)
2016-17	49.83	4.34
2015-16	45.98	1.91
2014-15	85.64	16.39
2013-14	26.14	8.54
2012-13	38.52	12.75

Jobs Promoted = 3,023



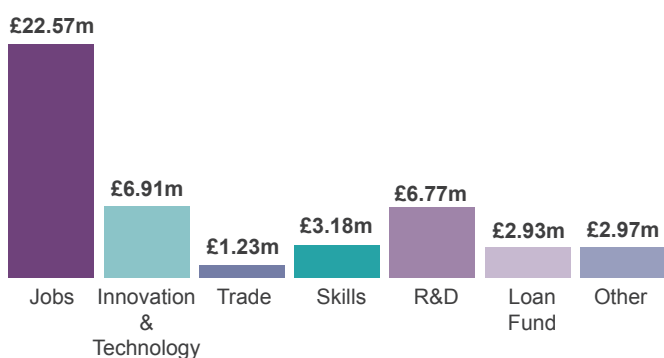
Year	Locally-Owned Businesses	Externally-Owned Businesses
2016-17	374	0
2015-16	484	2
2014-15	741	129
2013-14	506	3
2012-13	667	117

Jobs Created = 2,401



Year	Locally-Owned Businesses	Externally-Owned Businesses
2016-17	367	2
2015-16	250	107
2014-15	662	1
2013-14	491	12
2012-13	423	86

Type of Support



Notes

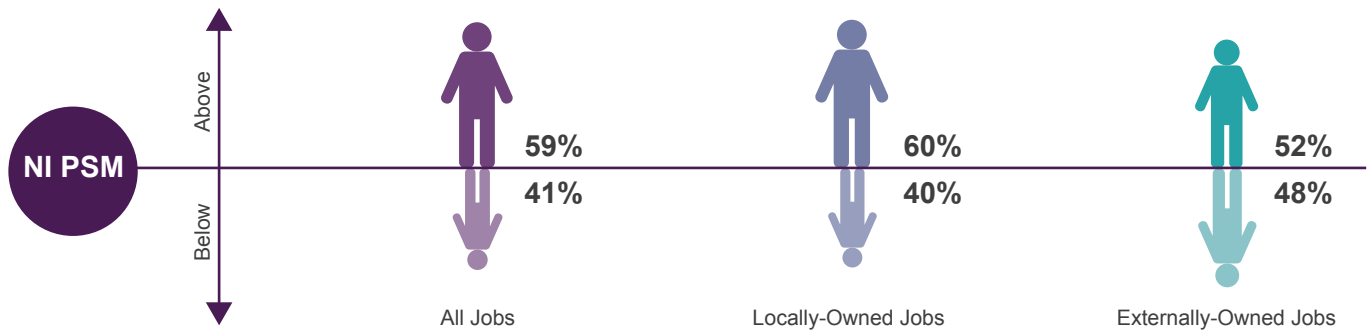
● Business totals may not add as a business can be supported in more than one year and can move from local to externally-owned during the 5 year period.

● Does not include £0.49m of support to External Delivery Organisations or universities, which contributes towards £0.67m of investment, as this benefits businesses across all of Northern Ireland.

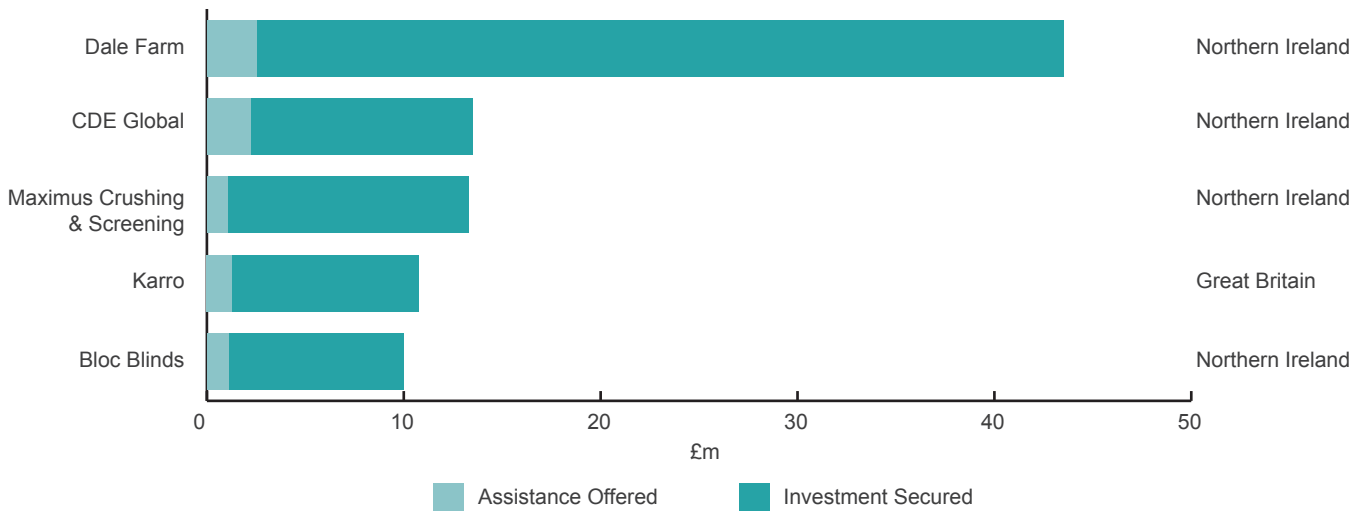
● 'Jobs Promoted' are those which are expected as a result of the implementation of a business plan. As this happens, they become 'Jobs Created'.

Jobs above NI Private Sector Median (PSM)

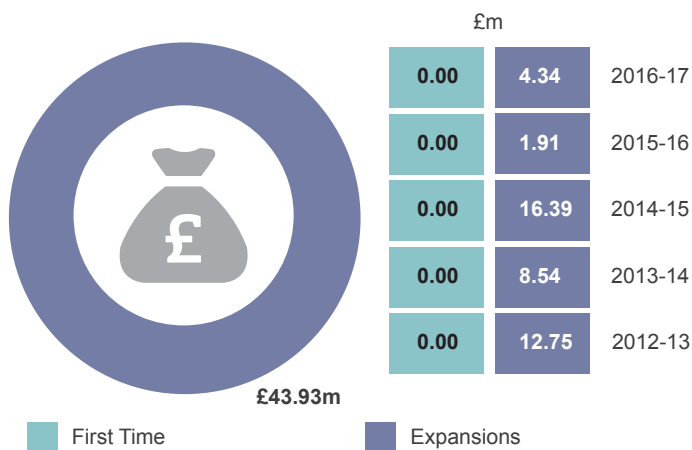
For specific projects Invest NI measures the quality of the jobs by the proportion of those jobs that attract salaries above the Northern Ireland PSM wage - the average annual wage for the private sector, which is **£20,800** for 2016.



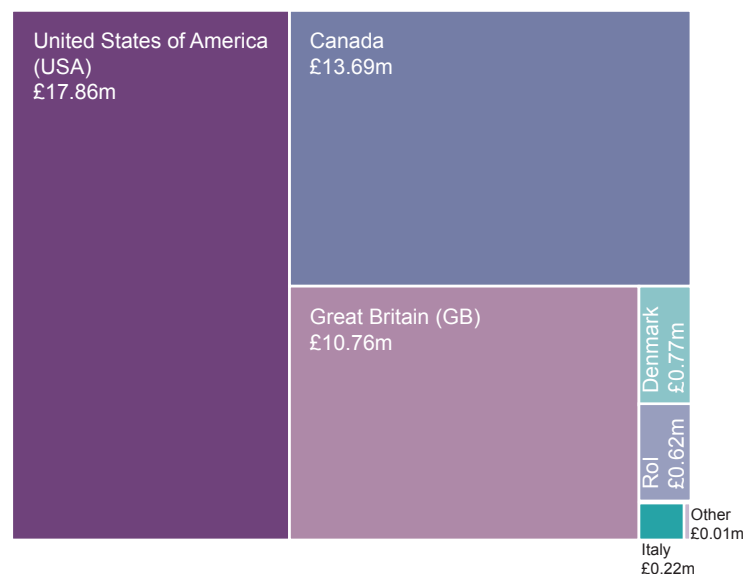
Top 5 Investors



Externally-Owned First Time Investment vs Existing Expansions



Externally-Owned Investment by Country



Total externally-owned investment secured was **£43.93m**. This is defined as investment in the area by businesses where at least 50% of ownership is based outside Northern Ireland. The figures include the support that Invest NI offers these businesses.