

# Lagan Valley Constituency

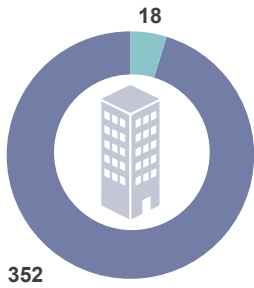
## Invest NI Activity (2012-13 to 2016-17)

June 2017

Source: Invest NI

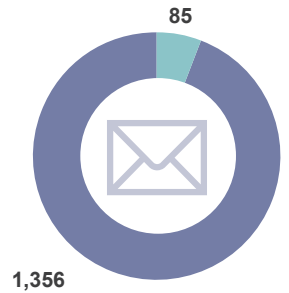
■ Locally-Owned Businesses  
■ Externally-Owned Businesses

### No. of Businesses = 370



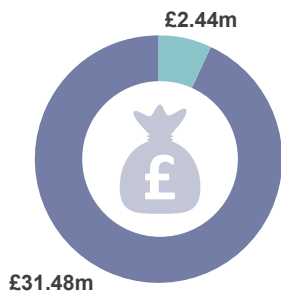
Year	Locally-Owned	Externally-Owned
2016-17	118	5
2015-16	124	6
2014-15	141	9
2013-14	145	11
2012-13	133	7

### No. of Offers = 1,441



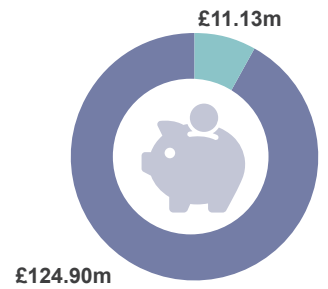
Year	Locally-Owned	Externally-Owned
2016-17	242	13
2015-16	246	12
2014-15	285	14
2013-14	307	27
2012-13	276	19

### Total Support = £33.92m



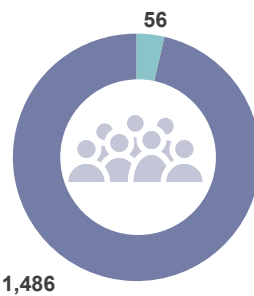
Year	Locally-Owned (£m)	Externally-Owned (£m)
2016-17	4.78	0.13
2015-16	11.58	0.42
2014-15	5.64	0.13
2013-14	5.44	1.13
2012-13	4.04	0.63

### Total Investment = £136.03m



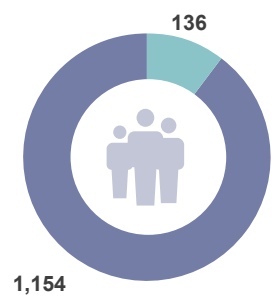
Year	Locally-Owned (£m)	Externally-Owned (£m)
2016-17	21.22	0.44
2015-16	55.23	1.93
2014-15	20.02	0.34
2013-14	16.51	3.60
2012-13	11.92	4.82

### Jobs Promoted = 1,542



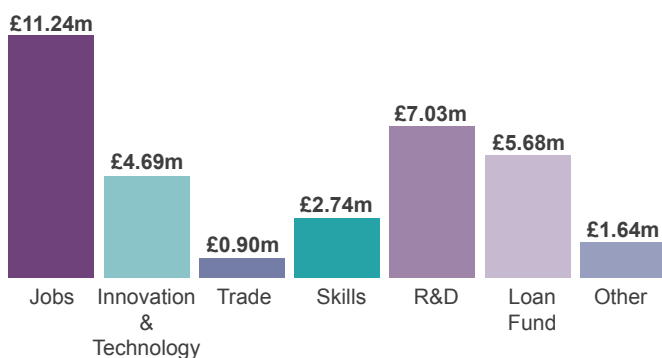
Year	Locally-Owned	Externally-Owned
2016-17	237	0
2015-16	510	15
2014-15	321	3
2013-14	233	6
2012-13	185	32

### Jobs Created = 1,290



Year	Locally-Owned	Externally-Owned
2016-17	217	45
2015-16	222	1
2014-15	410	29
2013-14	149	54
2012-13	155	7

### Type of Support



### Notes

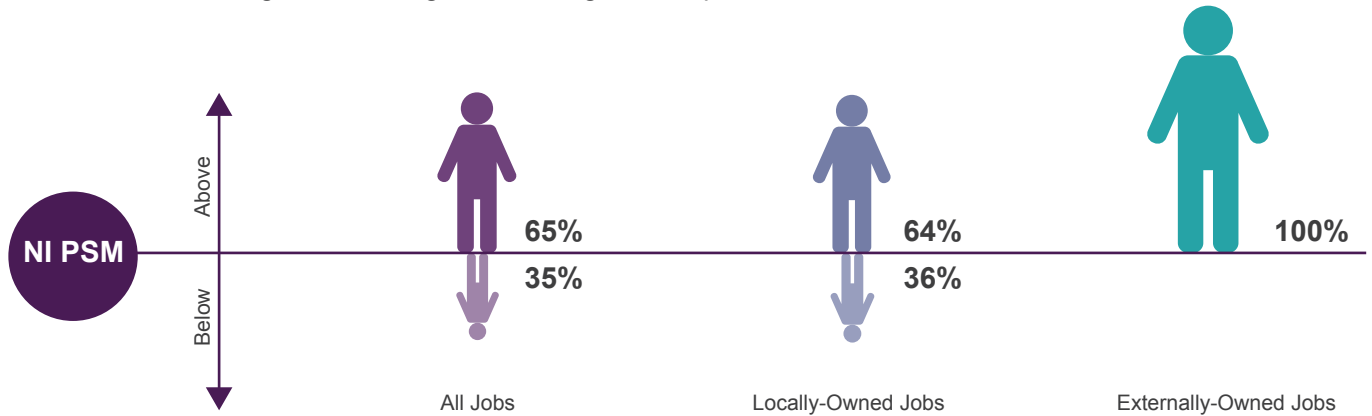
● Business totals may not add as a business can be supported in more than one year and can move from local to externally-owned during the 5 year period.

● Does not include £4.66m of support to External Delivery Organisations or universities, which contributes towards £7.48m of investment, as this benefits businesses across all of Northern Ireland.

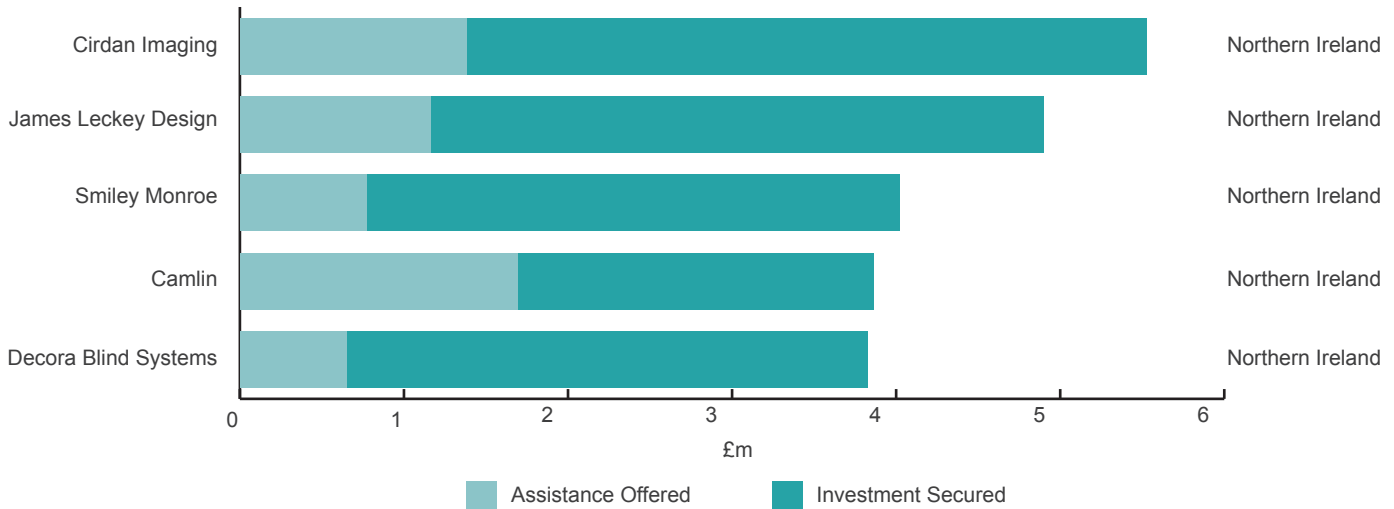
● 'Jobs Promoted' are those which are expected as a result of the implementation of a business plan. As this happens, they become 'Jobs Created'.

## Jobs above NI Private Sector Median (PSM)

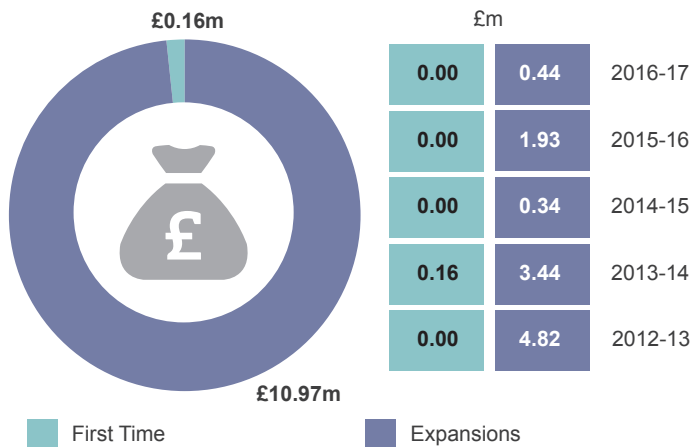
For specific projects Invest NI measures the quality of the jobs by the proportion of those jobs that attract salaries above the Northern Ireland PSM wage - the average annual wage for the private sector, which is **£20,800** for 2016.



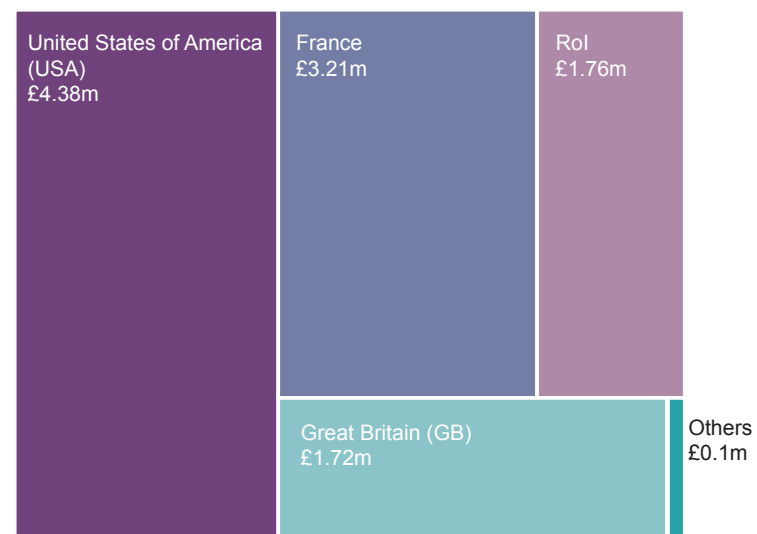
## Top 5 Investors



## Externally-Owned First Time Investment vs Existing Expansions



## Externally-Owned Investment by Country



Total externally-owned investment secured was **£11.13m**. This is defined as investment in the area by businesses where at least 50% of ownership is based outside Northern Ireland. The figures include the support that Invest NI offers these businesses.