

East Antrim Constituency

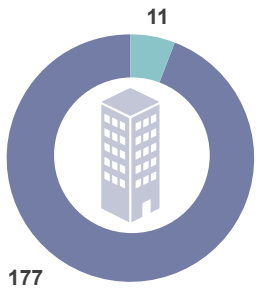
Invest NI Activity (2012-13 to 2016-17)

June 2017

Source: Invest NI

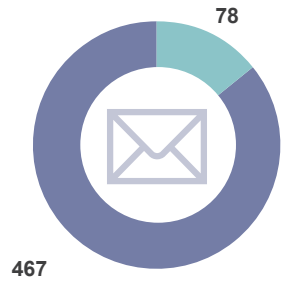
■ Locally-Owned Businesses
■ Externally-Owned Businesses

No. of Businesses = 188



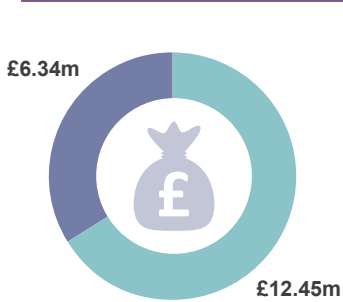
Year	Locally-Owned Businesses	Externally-Owned Businesses
2016-17	38	6
2015-16	50	7
2014-15	65	6
2013-14	63	4
2012-13	58	6

No. of Offers = 545



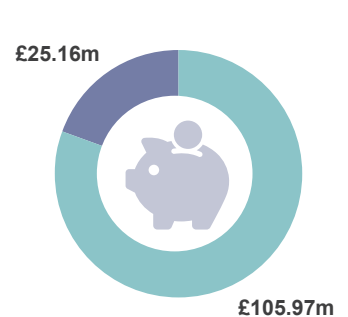
Year	Locally-Owned Businesses	Externally-Owned Businesses
2016-17	75	7
2015-16	82	8
2014-15	106	16
2013-14	100	22
2012-13	104	25

Total Support = £18.79m



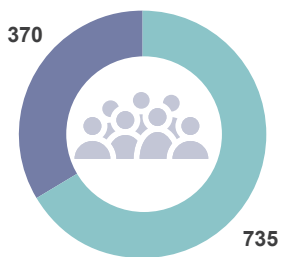
Year	Locally-Owned Businesses (£m)	Externally-Owned Businesses (£m)
2016-17	1.69	1.42
2015-16	0.77	1.13
2014-15	1.47	3.64
2013-14	1.21	3.46
2012-13	1.20	2.80

Total Investment = £131.12m



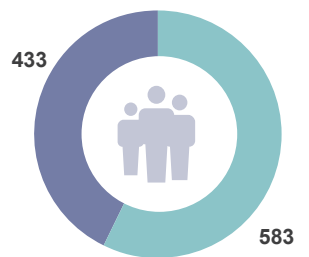
Year	Locally-Owned Businesses (£m)	Externally-Owned Businesses (£m)
2016-17	6.47	5.24
2015-16	4.09	6.50
2014-15	4.33	32.05
2013-14	5.03	41.95
2012-13	5.23	20.22

Jobs Promoted = 1,105



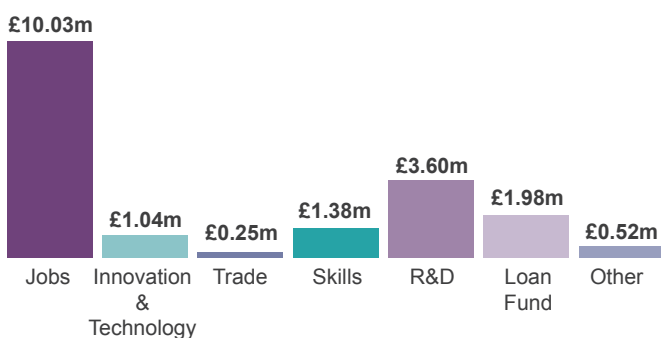
Year	Locally-Owned Businesses	Externally-Owned Businesses
2016-17	23	0
2015-16	34	0
2014-15	114	96
2013-14	121	202
2012-13	78	437

Jobs Created = 1,016



Year	Locally-Owned Businesses	Externally-Owned Businesses
2016-17	59	92
2015-16	22	381
2014-15	149	49
2013-14	125	0
2012-13	78	61

Type of Support

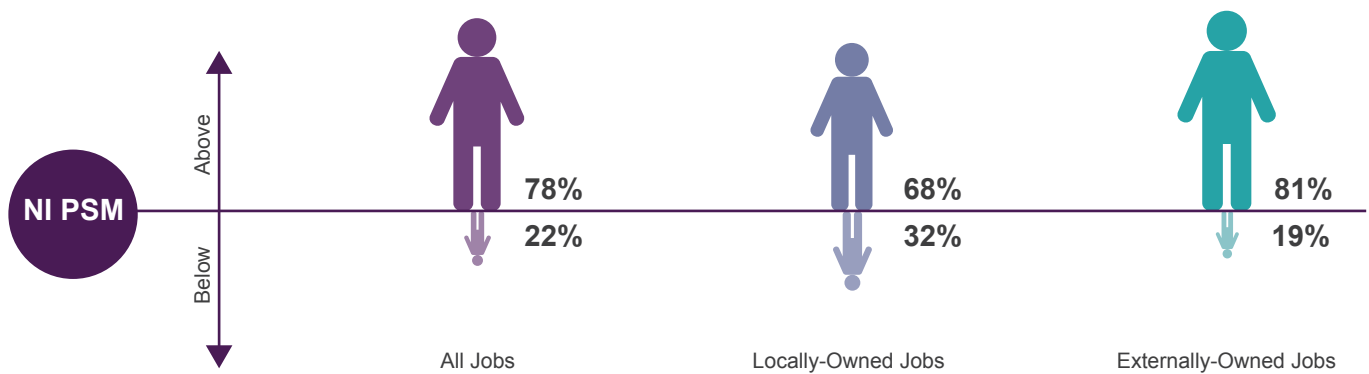


Notes

- Business totals may not add as a business can be supported in more than one year and can move from local to externally-owned during the 5 year period.
- Does not include **£26.09m** of support to External Delivery Organisations or universities, which contributes towards **£39.50m** of investment, as this benefits businesses across all of Northern Ireland.
- 'Jobs Promoted' are those which are expected as a result of the implementation of a business plan. As this happens, they become 'Jobs Created'.

Jobs above NI Private Sector Median (PSM)

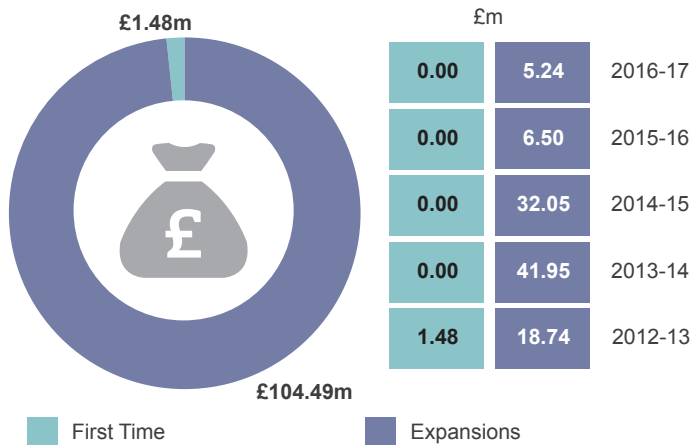
For specific projects Invest NI measures the quality of the jobs by the proportion of those jobs that attract salaries above the Northern Ireland PSM wage - the average annual wage for the private sector, which is **£20,800** for 2016.



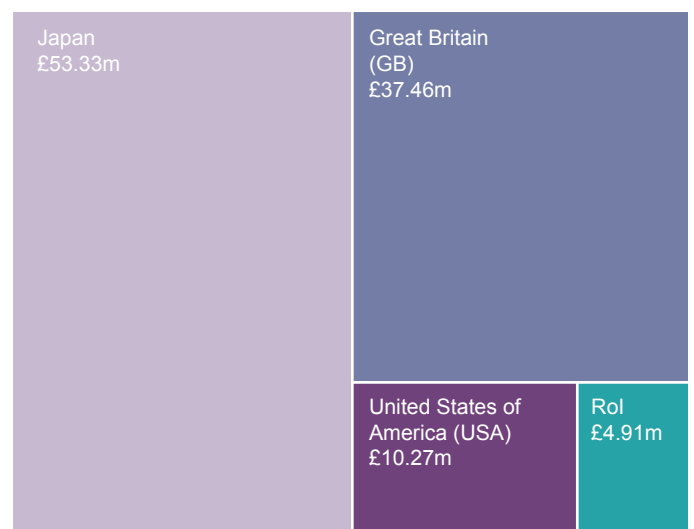
Top 5 Investors



Externally-Owned First Time Investment vs Existing Expansions



Externally-Owned Investment by Country



Total externally-owned investment secured was **£105.97m**. This is defined as investment in the area by businesses where at least 50% of ownership is based outside Northern Ireland. The figures include the support that Invest NI offers these businesses.