

# Newry, Mourne & Down Council

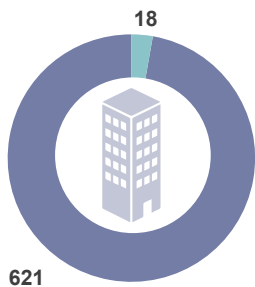
## Invest NI Activity (2012-13 to 2016-17)

June 2017

Source: Invest NI

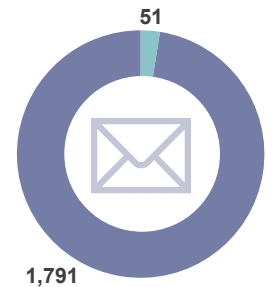
■ Locally-Owned Businesses  
■ Externally-Owned Businesses

### No. of Businesses = 639



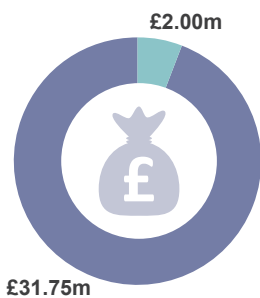
Year	Locally-Owned Businesses	Externally-Owned Businesses
2016-17	157	4
2015-16	185	4
2014-15	230	9
2013-14	242	6
2012-13	213	8

### No. of Offers = 1,842



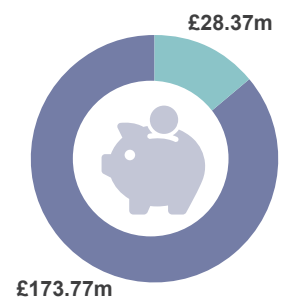
Year	Locally-Owned Businesses	Externally-Owned Businesses
2016-17	280	6
2015-16	297	5
2014-15	403	18
2013-14	447	11
2012-13	364	11

### Total Support = £33.75m



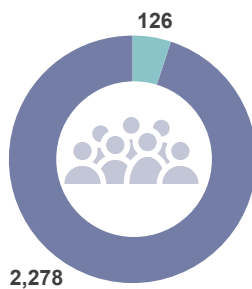
Year	Locally-Owned Businesses (£m)	Externally-Owned Businesses (£m)
2016-17	6.26	0.12
2015-16	4.85	0.05
2014-15	10.75	1.66
2013-14	5.60	0.08
2012-13	4.30	0.08

### Total Investment = £202.14m



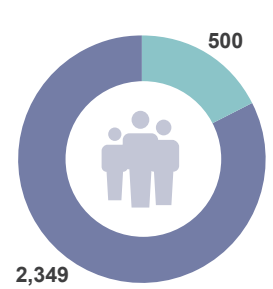
Year	Locally-Owned Businesses (£m)	Externally-Owned Businesses (£m)
2016-17	31.26	0.53
2015-16	28.18	0.15
2014-15	80.28	27.04
2013-14	21.42	0.32
2012-13	12.62	0.33

### Jobs Promoted = 2,404



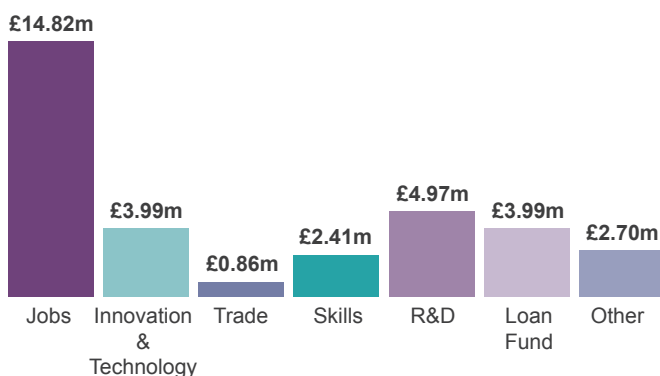
Year	Locally-Owned Businesses	Externally-Owned Businesses
2016-17	345	4
2015-16	319	0
2014-15	830	120
2013-14	575	2
2012-13	209	0

### Jobs Created = 2,849



Year	Locally-Owned Businesses	Externally-Owned Businesses
2016-17	570	12
2015-16	225	20
2014-15	707	14
2013-14	443	0
2012-13	404	453

### Type of Support



### Notes

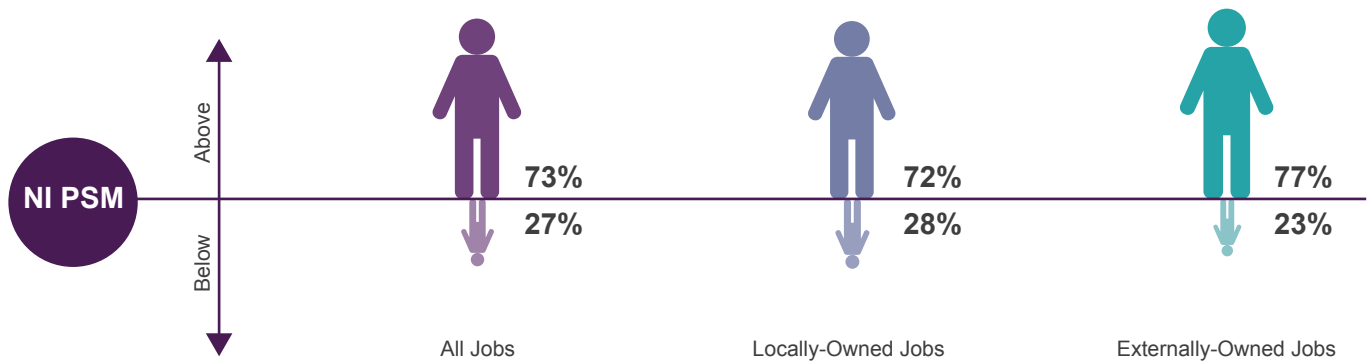
● Business totals may not add as a business can be supported in more than one year and can move from local to externally-owned during the 5 year period.

● Does not include £0.61m of support to External Delivery Organisations or universities, which contributes towards £0.98m of investment, as this benefits businesses across all of Northern Ireland.

● 'Jobs Promoted' are those which are expected as a result of the implementation of a business plan. As this happens, they become 'Jobs Created'.

## Jobs above NI Private Sector Median (PSM)

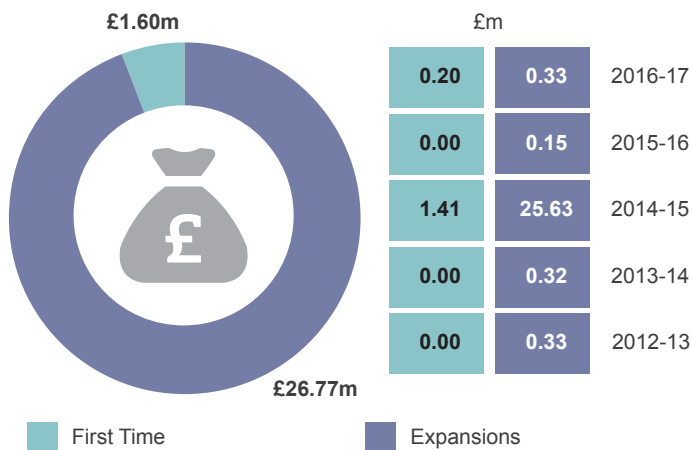
For specific projects Invest NI measures the quality of the jobs by the proportion of those jobs that attract salaries above the Northern Ireland PSM wage - the average annual wage for the private sector, which is **£20,800** for 2016.



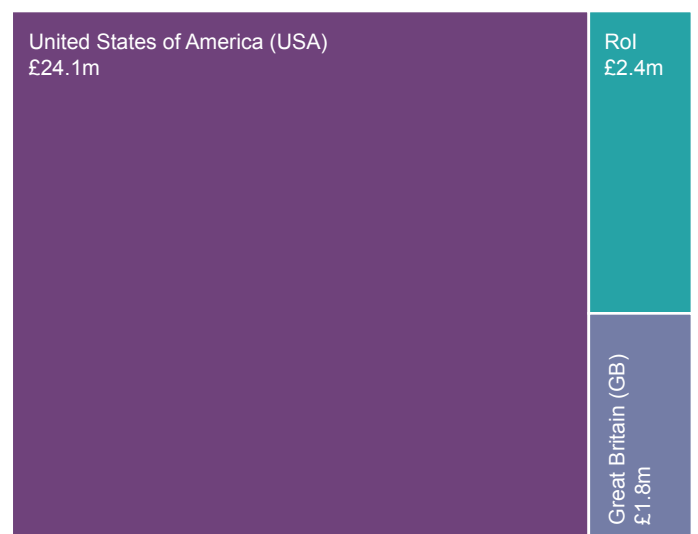
## Top 5 Investors



## Externally-Owned First Time Investment vs Existing Expansions



## Externally-Owned Investment by Country



Total externally-owned investment secured was **£28.37**. This is defined as investment in the area by businesses where at least 50% of ownership is based outside Northern Ireland. The figures include the support that Invest NI offers these businesses.