

Mid & East Antrim Council

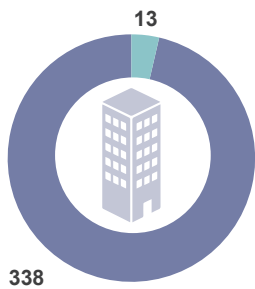
Invest NI Activity (2012-13 to 2016-17)

June 2017

Source: Invest NI

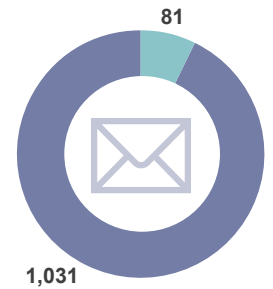
■ Locally-Owned Businesses
■ Externally-Owned Businesses

No. of Businesses = 351



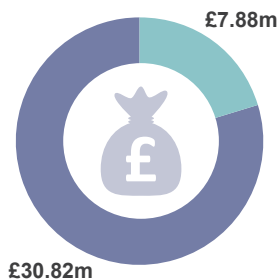
Year	Locally-Owned Businesses	Externally-Owned Businesses
2016-17	83	5
2015-16	91	5
2014-15	127	9
2013-14	127	7
2012-13	121	5

No. of Offers = 1,112



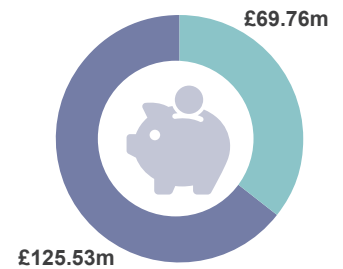
Year	Locally-Owned Businesses	Externally-Owned Businesses
2016-17	161	6
2015-16	152	6
2014-15	239	21
2013-14	234	23
2012-13	245	25

Total Support = £38.70m



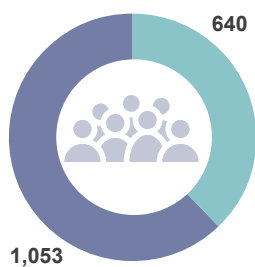
Year	Locally-Owned Businesses (£m)	Externally-Owned Businesses (£m)
2016-17	10.02	0.14
2015-16	3.43	0.88
2014-15	5.26	0.56
2013-14	4.76	3.68
2012-13	7.35	2.64

Total Investment = £195.29m



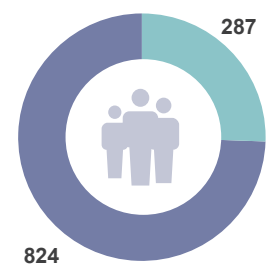
Year	Locally-Owned Businesses (£m)	Externally-Owned Businesses (£m)
2016-17	31.32	0.39
2015-16	16.21	5.36
2014-15	22.91	2.37
2013-14	26.59	42.90
2012-13	28.49	18.74

Jobs Promoted = 1,693



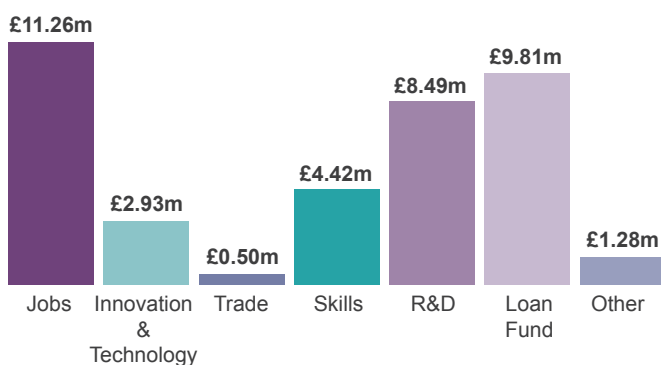
Year	Locally-Owned Businesses	Externally-Owned Businesses
2016-17	89	0
2015-16	75	0
2014-15	322	0
2013-14	386	224
2012-13	182	416

Jobs Created = 1,111



Year	Locally-Owned Businesses	Externally-Owned Businesses
2016-17	116	91
2015-16	75	86
2014-15	267	49
2013-14	222	0
2012-13	145	61

Type of Support



Notes

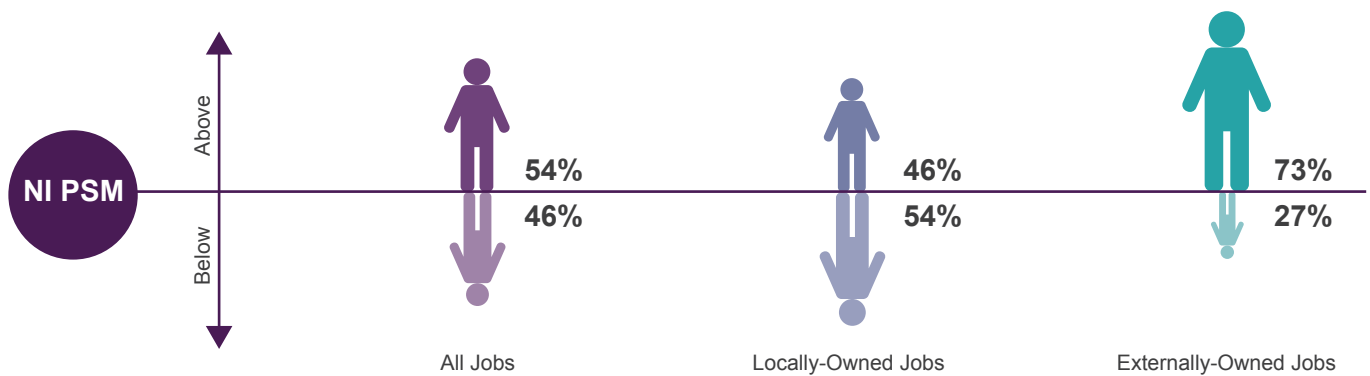
● Business totals may not add as a business can be supported in more than one year and can move from local to externally-owned during the 5 year period.

● Does not include £0.75m of support to External Delivery Organisations or universities, which contributes towards £1.17m of investment, as this benefits businesses across all of Northern Ireland.

● 'Jobs Promoted' are those which are expected as a result of the implementation of a business plan. As this happens, they become 'Jobs Created'.

Jobs above NI Private Sector Median (PSM)

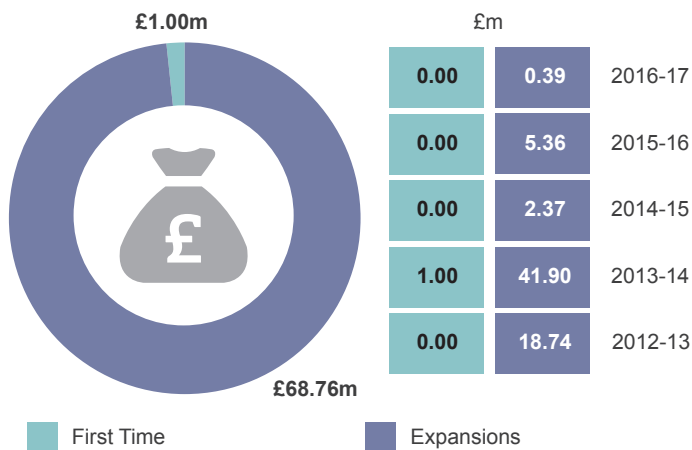
For specific projects Invest NI measures the quality of the jobs by the proportion of those jobs that attract salaries above the Northern Ireland PSM wage - the average annual wage for the private sector, which is **£20,800** for 2016.



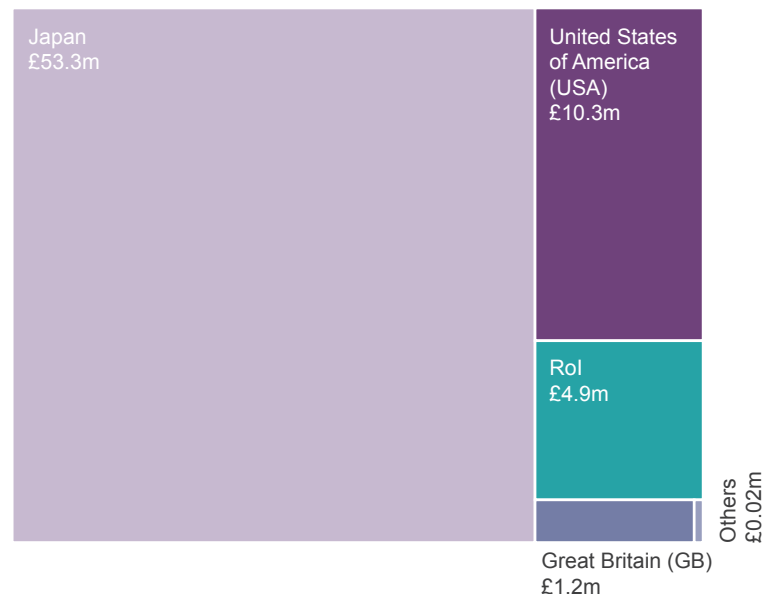
Top 5 Investors



Externally-Owned First Time Investment vs Existing Expansions



Externally-Owned Investment by Country



Total externally-owned investment secured was **£69.76m**. This is defined as investment in the area by businesses where at least 50% of ownership is based outside Northern Ireland. The figures include the support that Invest NI offers these businesses.