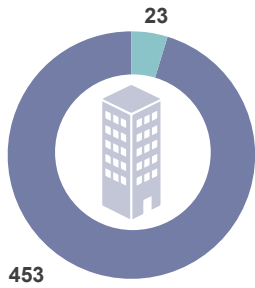


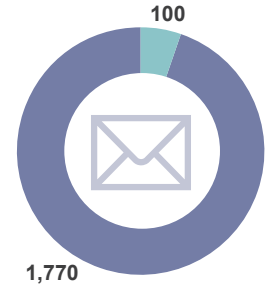
■ Locally-Owned Businesses
■ Externally-Owned Businesses

No. of Businesses = 476



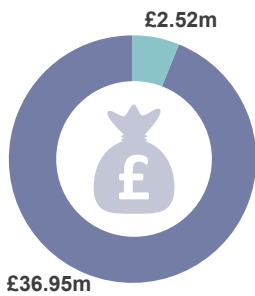
Year	Locally-Owned Businesses	Externally-Owned Businesses
2016-17	147	9
2015-16	156	8
2014-15	182	10
2013-14	194	13
2012-13	174	8

No. of Offers = 1,870



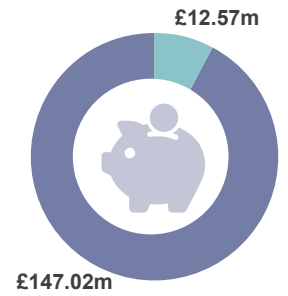
Year	Locally-Owned Businesses	Externally-Owned Businesses
2016-17	312	18
2015-16	297	14
2014-15	364	17
2013-14	419	31
2012-13	378	20

Total Support = £39.47m



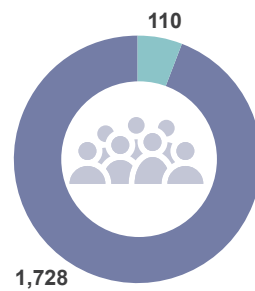
Year	Locally-Owned Businesses (£m)	Externally-Owned Businesses (£m)
2016-17	5.90	0.35
2015-16	12.73	0.47
2014-15	7.05	0.18
2013-14	6.33	1.14
2012-13	4.94	0.39

Total Investment = £159.59m



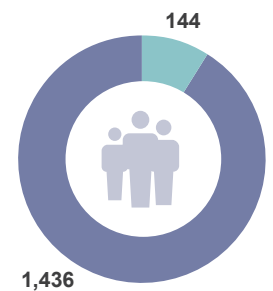
Year	Locally-Owned Businesses (£m)	Externally-Owned Businesses (£m)
2016-17	25.55	2.05
2015-16	60.19	2.43
2014-15	25.76	0.44
2013-14	20.06	3.63
2012-13	15.47	4.03

Jobs Promoted = 1,838



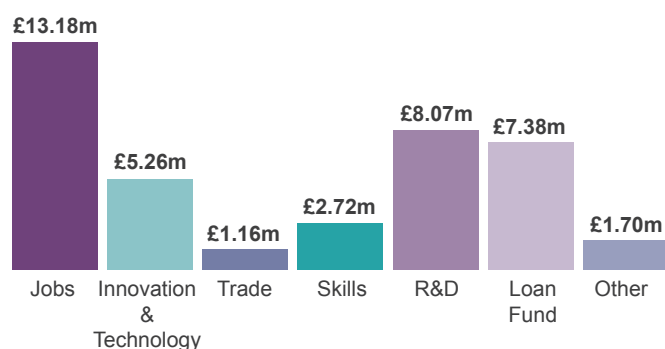
Year	Locally-Owned Businesses	Externally-Owned Businesses
2016-17	228	42
2015-16	539	25
2014-15	426	3
2013-14	302	6
2012-13	233	34

Jobs Created = 1,580



Year	Locally-Owned Businesses	Externally-Owned Businesses
2016-17	222	48
2015-16	253	1
2014-15	473	30
2013-14	278	54
2012-13	210	10

Type of Support



Notes

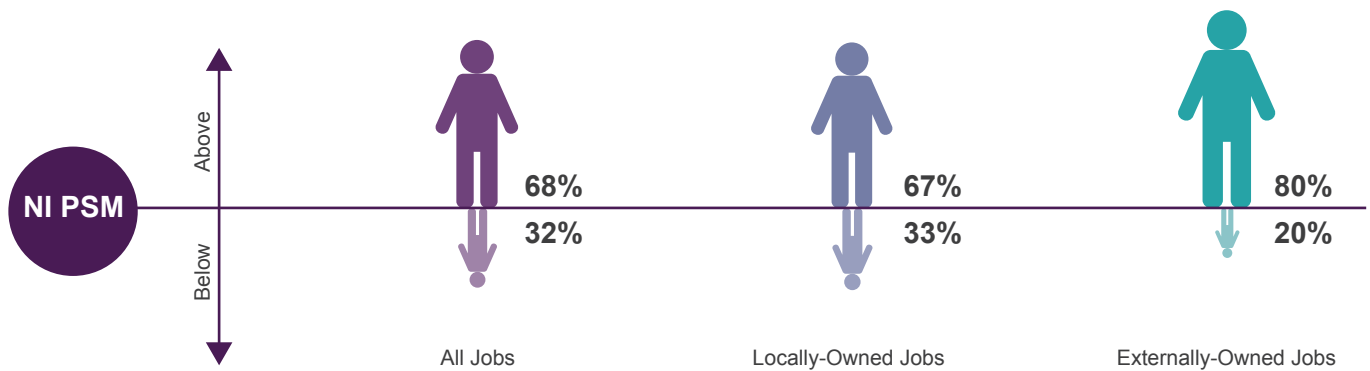
● Business totals may not add as a business can be supported in more than one year and can move from local to externally-owned during the 5 year period.

● Does not include **£4.85m** of support to External Delivery Organisations or universities, which contributes towards **£7.75m** of investment, as this benefits businesses across all of Northern Ireland.

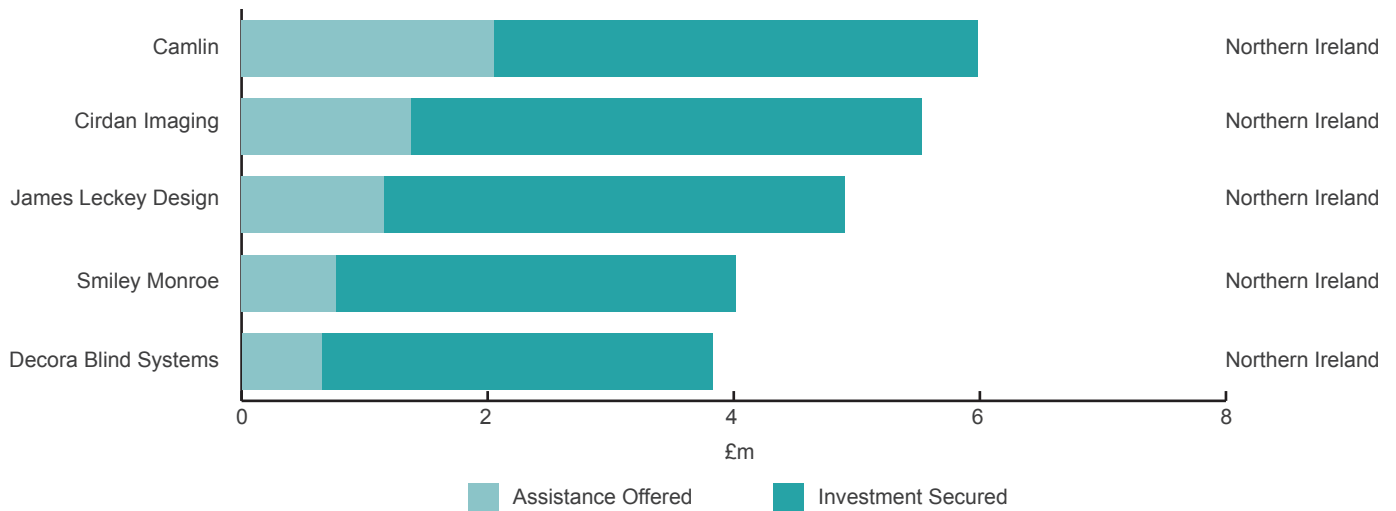
● 'Jobs Promoted' are those which are expected as a result of the implementation of a business plan. As this happens, they become 'Jobs Created'.

Jobs above NI Private Sector Median (PSM)

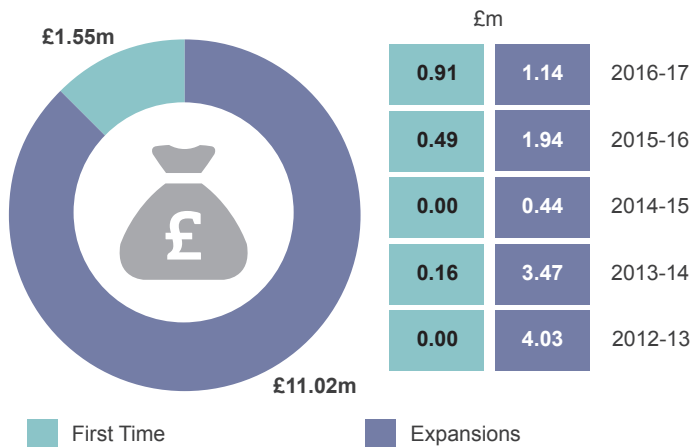
For specific projects Invest NI measures the quality of the jobs by the proportion of those jobs that attract salaries above the Northern Ireland PSM wage - the average annual wage for the private sector, which is **£20,800** for 2016.



Top 5 Investors



Externally-Owned First Time Investment vs Existing Expansions



Externally-Owned Investment by Country



Total externally-owned investment secured was **£12.57m**. This is defined as investment in the area by businesses where at least 50% of ownership is based outside Northern Ireland. The figures include the support that Invest NI offers these businesses.