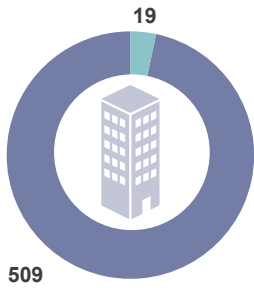


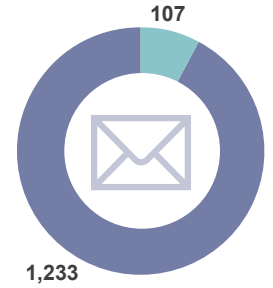
■ Locally-Owned Businesses
■ Externally-Owned Businesses

No. of Businesses = 528



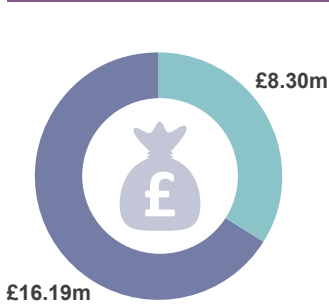
Year	Locally-Owned Businesses	Externally-Owned Businesses
2016-17	122	5
2015-16	150	9
2014-15	177	7
2013-14	192	7
2012-13	143	10

No. of Offers = 1,340



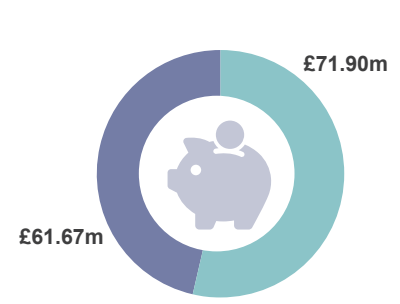
Year	Locally-Owned Businesses	Externally-Owned Businesses
2016-17	211	12
2015-16	231	15
2014-15	252	17
2013-14	297	27
2012-13	242	36

Total Support = £24.49m



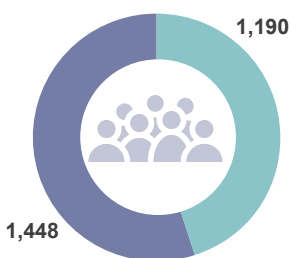
Year	Locally-Owned Businesses (£m)	Externally-Owned Businesses (£m)
2016-17	3.02	0.19
2015-16	3.48	2.78
2014-15	2.86	1.94
2013-14	3.29	0.46
2012-13	3.53	2.93

Total Investment = £133.57m



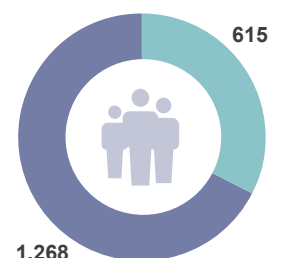
Year	Locally-Owned Businesses (£m)	Externally-Owned Businesses (£m)
2016-17	15.44	0.41
2015-16	11.98	27.87
2014-15	9.46	16.22
2013-14	10.81	3.18
2012-13	13.98	24.22

Jobs Promoted = 2,638



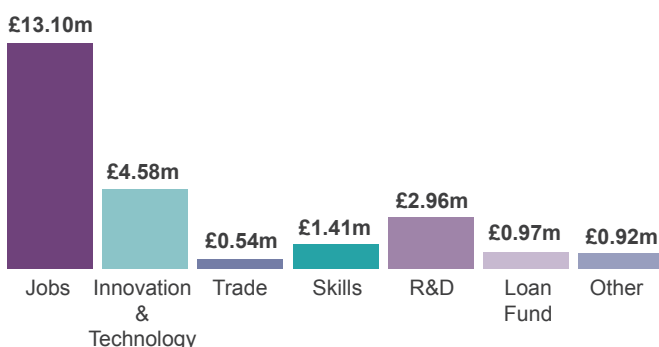
Year	Locally-Owned Businesses	Externally-Owned Businesses
2016-17	217	1
2015-16	154	812
2014-15	352	85
2013-14	370	20
2012-13	355	272

Jobs Created = 1,883



Year	Locally-Owned Businesses	Externally-Owned Businesses
2016-17	180	359
2015-16	151	68
2014-15	358	19
2013-14	297	2
2012-13	281	167

Type of Support



Notes

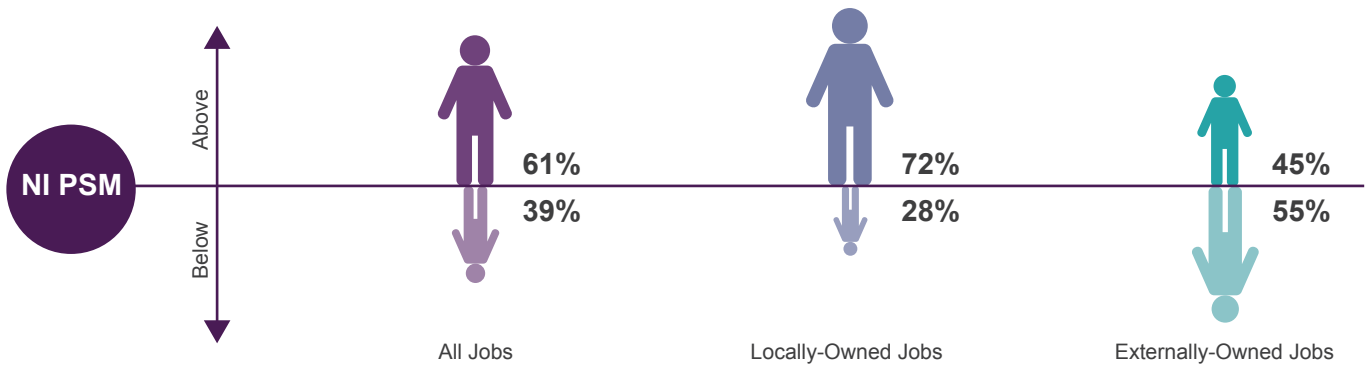
● Business totals may not add as a business can be supported in more than one year and can move from local to externally-owned during the 5 year period.

● Does not include **£1.25m** of support to External Delivery Organisations or universities, which contributes towards **£1.78m** of investment, as this benefits businesses across all of Northern Ireland.

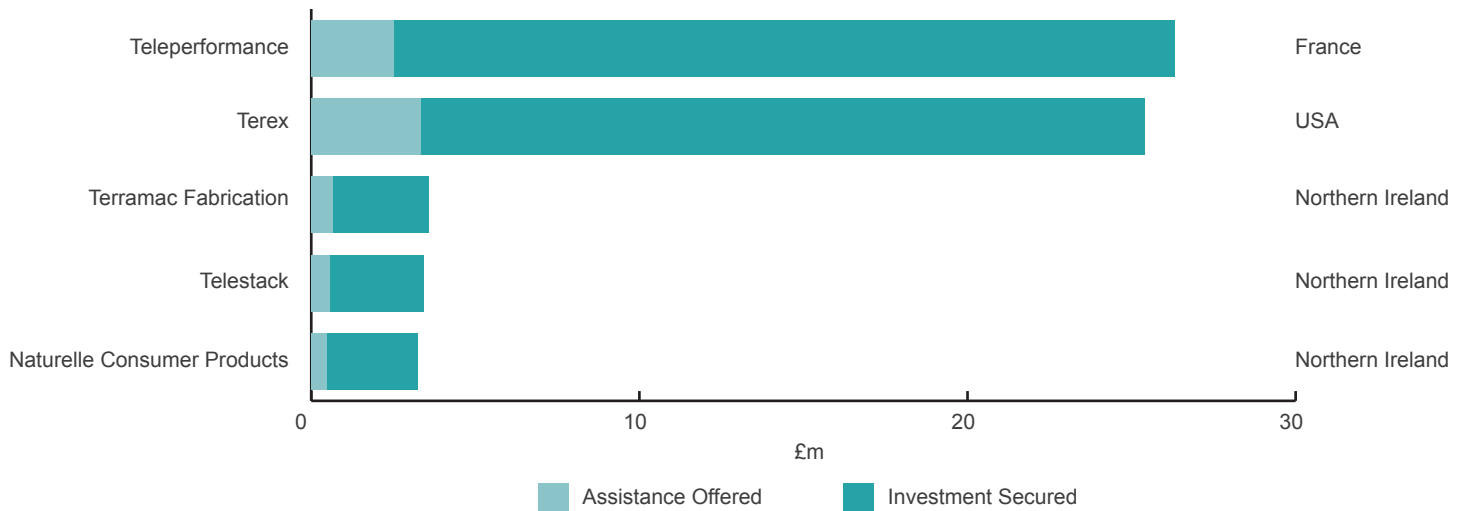
● 'Jobs Promoted' are those which are expected as a result of the implementation of a business plan. As this happens, they become 'Jobs Created'.

Jobs above NI Private Sector Median (PSM)

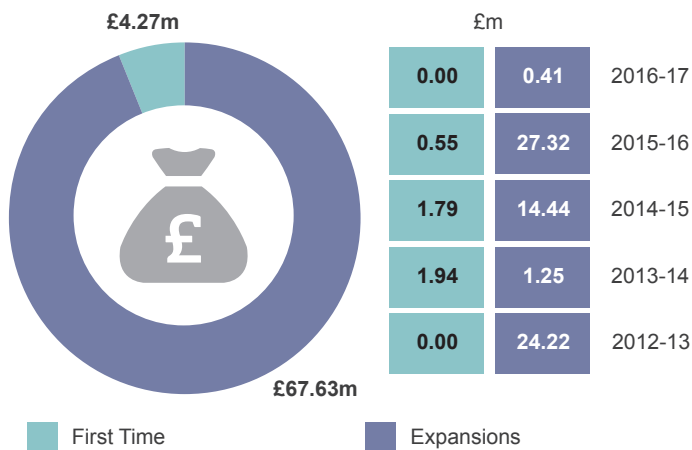
For specific projects Invest NI measures the quality of the jobs by the proportion of those jobs that attract salaries above the Northern Ireland PSM wage - the average annual wage for the private sector, which is **£20,800** for 2016.



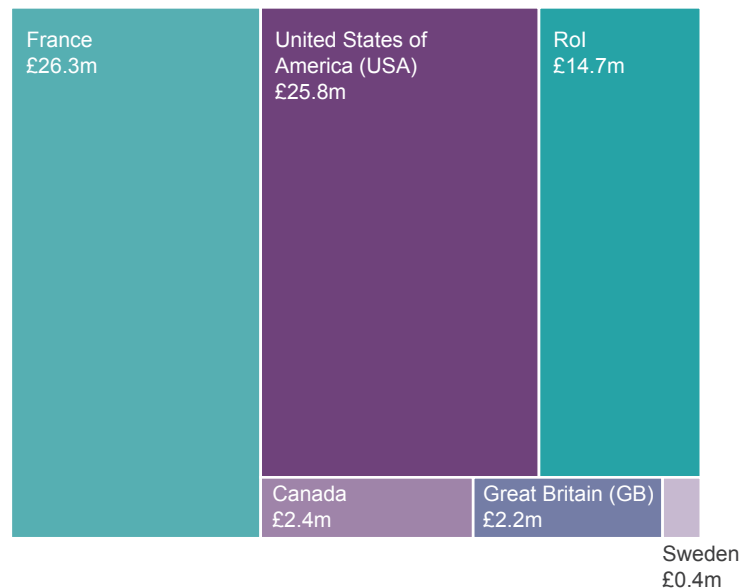
Top 5 Investors



Externally-Owned First Time Investment vs Existing Expansions



Externally-Owned Investment by Country



Total externally-owned investment secured was **£71.90m**. This is defined as investment in the area by businesses where at least 50% of ownership is based outside Northern Ireland. The figures include the support that Invest NI offers these businesses.