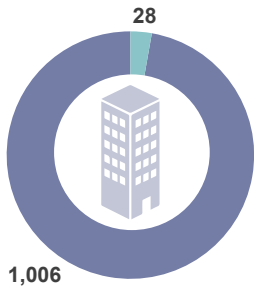


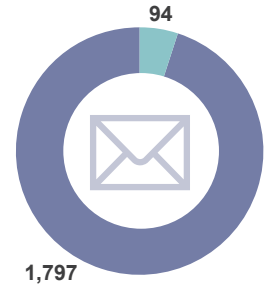
■ Locally-Owned Businesses
■ Externally-Owned Businesses

No. of Businesses = 1,034



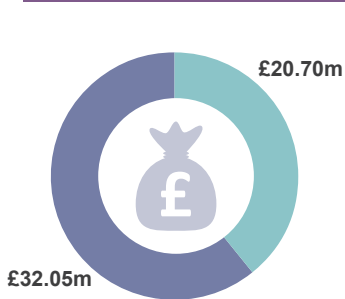
Year	Locally-Owned Businesses	Externally-Owned Businesses
2016-17	119	11
2015-16	220	6
2014-15	349	10
2013-14	343	9
2012-13	246	12

No. of Offers = 1,891



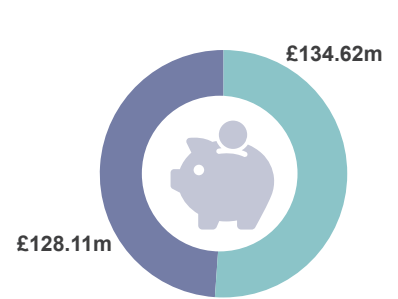
Year	Locally-Owned Businesses	Externally-Owned Businesses
2016-17	221	19
2015-16	319	12
2014-15	448	20
2013-14	453	16
2012-13	356	27

Total Support = £52.76m



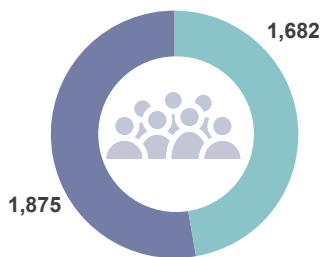
Year	Locally-Owned Businesses (£m)	Externally-Owned Businesses (£m)
2016-17	9.63	3.07
2015-16	8.02	3.03
2014-15	5.06	8.25
2013-14	5.24	3.15
2012-13	4.10	3.21

Total Investment = £262.73m



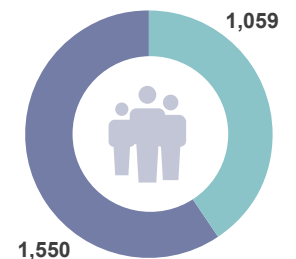
Year	Locally-Owned Businesses (£m)	Externally-Owned Businesses (£m)
2016-17	31.65	27.04
2015-16	33.48	25.08
2014-15	31.44	38.76
2013-14	17.30	23.70
2012-13	14.24	20.03

Jobs Promoted = 3,557



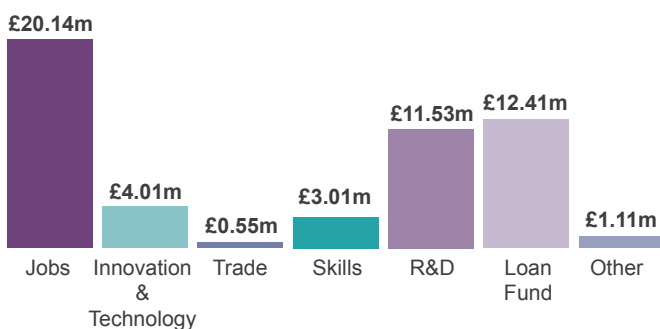
Year	Locally-Owned Businesses	Externally-Owned Businesses
2016-17	232	359
2015-16	197	289
2014-15	596	148
2013-14	529	574
2012-13	321	312

Jobs Created = 2,609



Year	Locally-Owned Businesses	Externally-Owned Businesses
2016-17	101	204
2015-16	220	275
2014-15	481	323
2013-14	475	150
2012-13	274	107

Type of Support



Notes

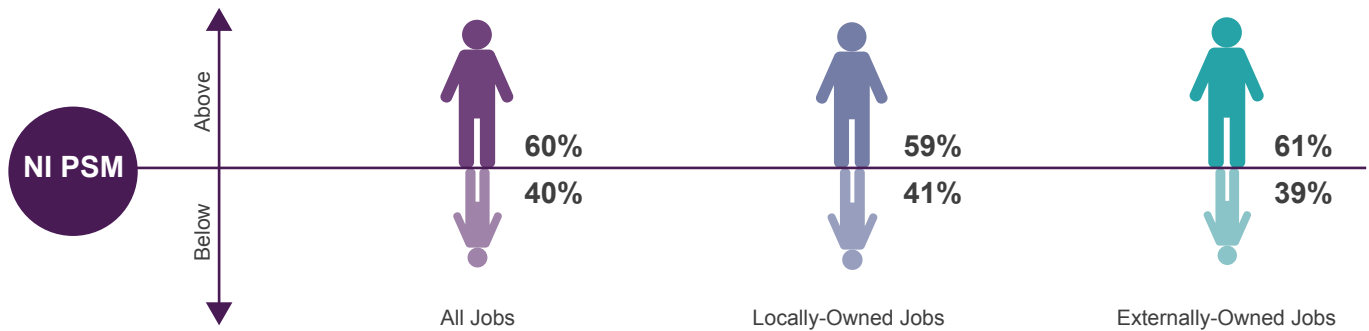
● Business totals may not add as a business can be supported in more than one year and can move from local to externally-owned during the 5 year period.

● Does not include £4.36m of support to External Delivery Organisations or universities, which contributes towards £7.92m of investment, as this benefits businesses across all of Northern Ireland.

● 'Jobs Promoted' are those which are expected as a result of the implementation of a business plan. As this happens, they become 'Jobs Created'.

Jobs above NI Private Sector Median (PSM)

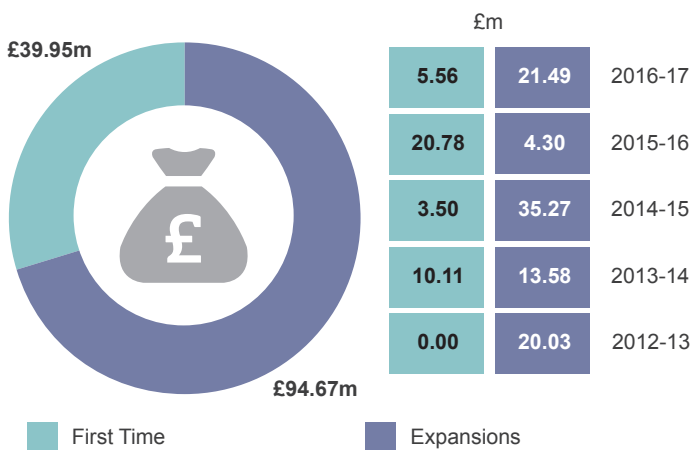
For specific projects Invest NI measures the quality of the jobs by the proportion of those jobs that attract salaries above the Northern Ireland PSM wage - the average annual wage for the private sector, which is **£20,800** for 2016.



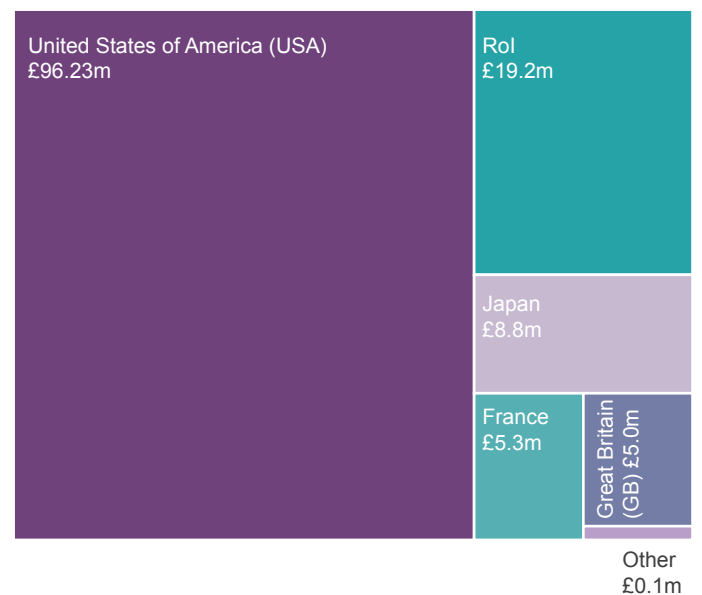
Top 5 Investors



Externally-Owned First Time Investment vs Existing Expansions



Externally-Owned Investment by Country



Total externally-owned investment secured was **£134.62**. This is defined as investment in the area by businesses where at least 50% of ownership is based outside Northern Ireland. The figures include the support that Invest NI offers these businesses.