

Armagh, Banbridge & Craigavon Council

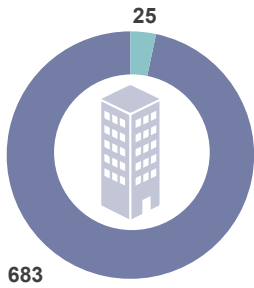
Invest NI Activity (2012-13 to 2016-17)

June 2017

Source: Invest NI

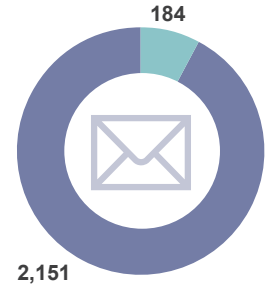
■ Locally-Owned Businesses
■ Externally-Owned Businesses

No. of Businesses = 708



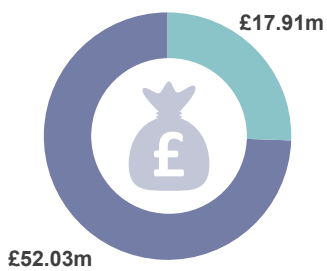
Year	Locally-Owned Businesses	Externally-Owned Businesses
2016-17	201	9
2015-16	203	11
2014-15	262	12
2013-14	255	15
2012-13	235	18

No. of Offers = 2,335



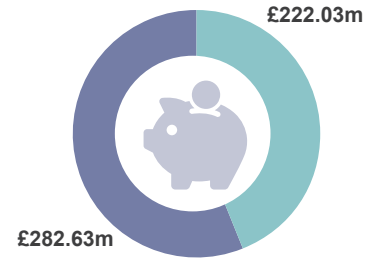
Year	Locally-Owned Businesses	Externally-Owned Businesses
2016-17	382	34
2015-16	349	30
2014-15	495	36
2013-14	429	35
2012-13	496	49

Total Support = £69.94m



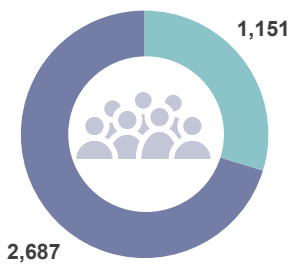
Year	Locally-Owned Businesses (£m)	Externally-Owned Businesses (£m)
2016-17	8.73	1.17
2015-16	6.58	2.89
2014-15	16.74	10.36
2013-14	9.05	0.55
2012-13	10.93	2.95

Total Investment = £504.65m



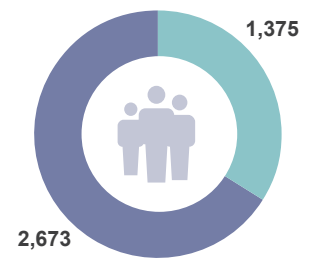
Year	Locally-Owned Businesses (£m)	Externally-Owned Businesses (£m)
2016-17	37.51	4.46
2015-16	23.50	21.70
2014-15	130.02	177.91
2013-14	40.60	3.96
2012-13	50.99	14.00

Jobs Promoted = 3,838



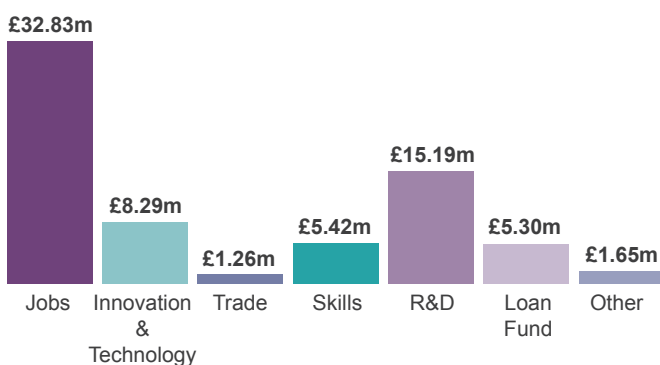
Year	Locally-Owned Businesses	Externally-Owned Businesses
2016-17	248	2
2015-16	166	323
2014-15	947	686
2013-14	649	40
2012-13	677	100

Jobs Created = 4,049



Year	Locally-Owned Businesses	Externally-Owned Businesses
2016-17	302	317
2015-16	544	327
2014-15	761	649
2013-14	720	56
2012-13	347	26

Type of Support



Notes

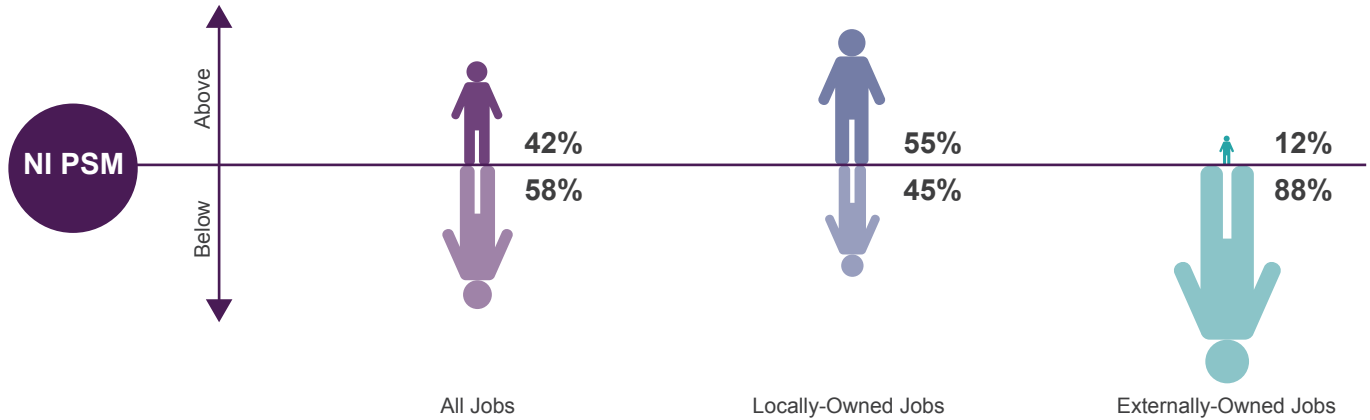
• Business totals may not add as a business can be supported in more than one year and can move from local to externally-owned during the 5 year period.

• Does not include £3.90m of support to External Delivery Organisations or universities, which contributes towards £4.92m of investment, as this benefits businesses across all of Northern Ireland.

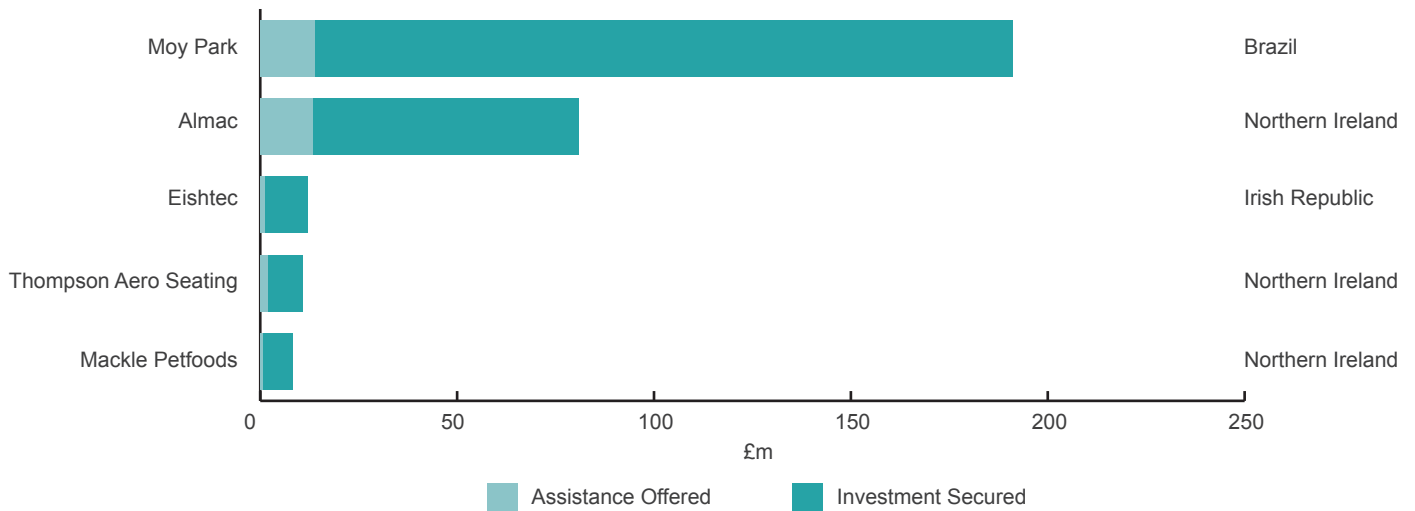
• 'Jobs Promoted' are those which are expected as a result of the implementation of a business plan. As this happens, they become 'Jobs Created'.

Jobs above NI Private Sector Median (PSM)

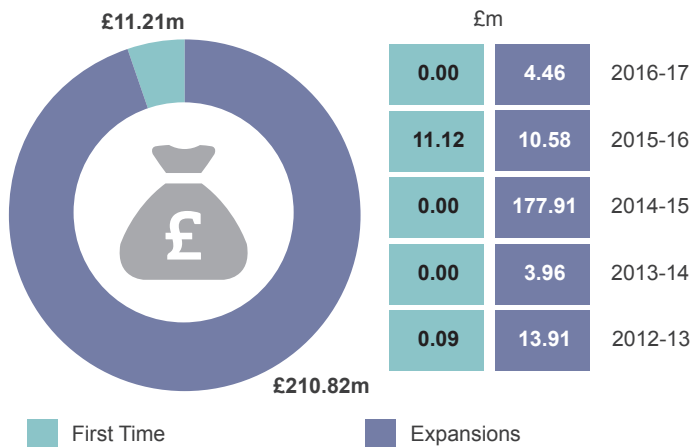
For specific projects Invest NI measures the quality of the jobs by the proportion of those jobs that attract salaries above the Northern Ireland PSM wage - the average annual wage for the private sector, which is **£20,800** for 2016.



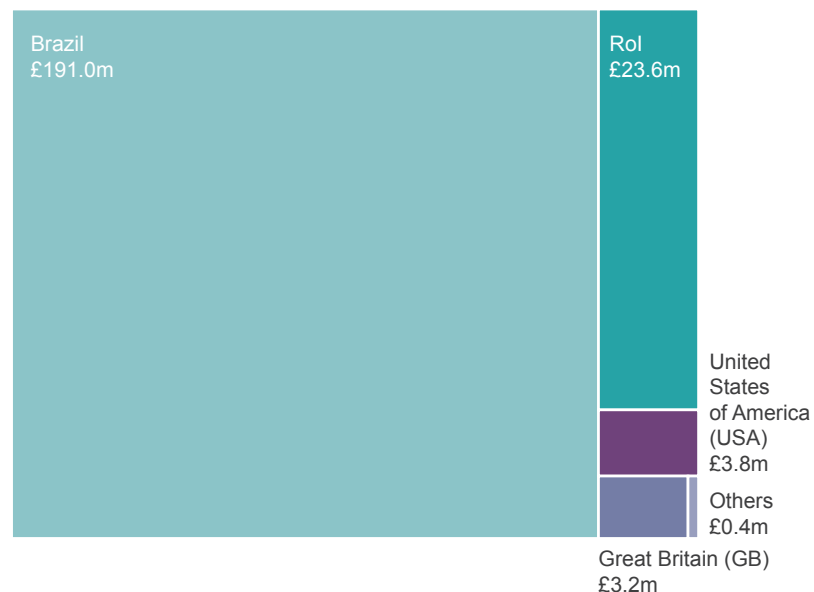
Top 5 Investors



Externally-Owned First Time Investment vs Existing Expansions



Externally-Owned Investment by Country



Total externally-owned investment secured was **£222.03m**. This is defined as investment in the area by businesses where at least 50% of ownership is based outside Northern Ireland. The figures include the support that Invest NI offers these businesses.