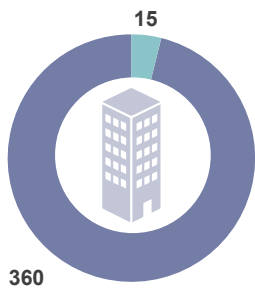


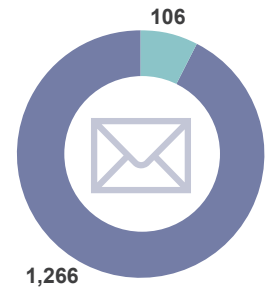
■ Locally-Owned Businesses
■ Externally-Owned Businesses

No. of Businesses = 375



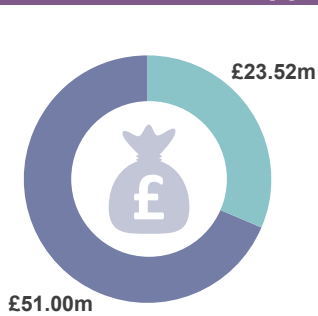
Year	Locally-Owned Businesses	Externally-Owned Businesses
2016-17	98	2
2015-16	115	6
2014-15	132	9
2013-14	153	12
2012-13	139	10

No. of Offers = 1,372



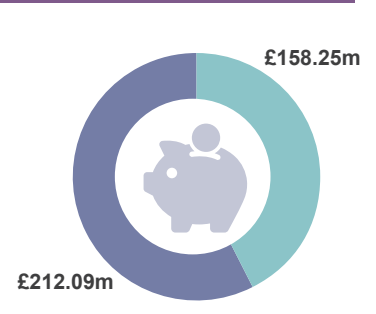
Year	Locally-Owned Businesses	Externally-Owned Businesses
2016-17	183	7
2015-16	195	9
2014-15	265	21
2013-14	341	41
2012-13	282	28

Total Support = £74.52m



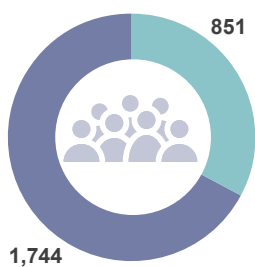
Year	Locally-Owned Businesses (£m)	Externally-Owned Businesses (£m)
2016-17	26.16	1.45
2015-16	2.85	0.30
2014-15	8.94	7.01
2013-14	6.41	14.29
2012-13	6.64	0.47

Total Investment = £370.34m



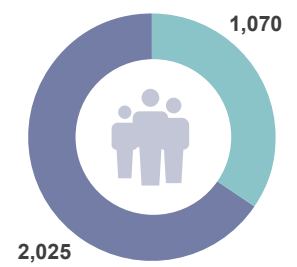
Year	Locally-Owned Businesses (£m)	Externally-Owned Businesses (£m)
2016-17	67.94	5.02
2015-16	15.41	1.44
2014-15	83.42	46.01
2013-14	24.18	102.78
2012-13	21.13	3.00

Jobs Promoted = 2,595



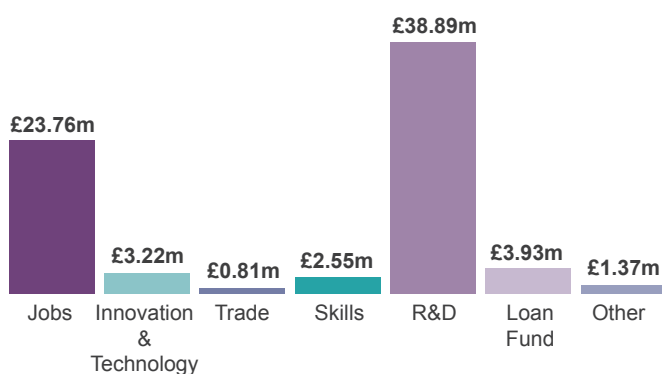
Year	Locally-Owned Businesses	Externally-Owned Businesses
2016-17	195	0
2015-16	90	8
2014-15	923	150
2013-14	292	663
2012-13	244	30

Jobs Created = 3,095



Year	Locally-Owned Businesses	Externally-Owned Businesses
2016-17	406	1
2015-16	192	444
2014-15	459	452
2013-14	259	130
2012-13	708	42

Type of Support

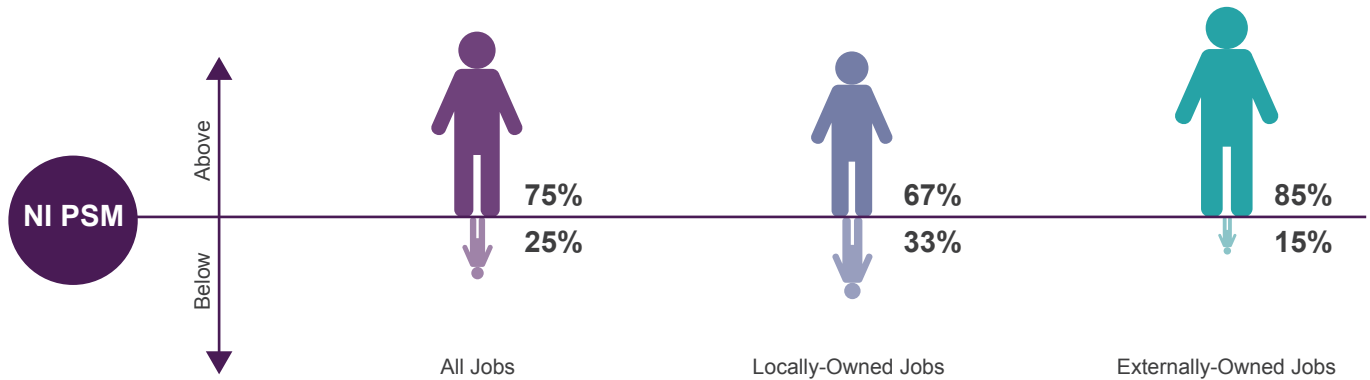


Notes

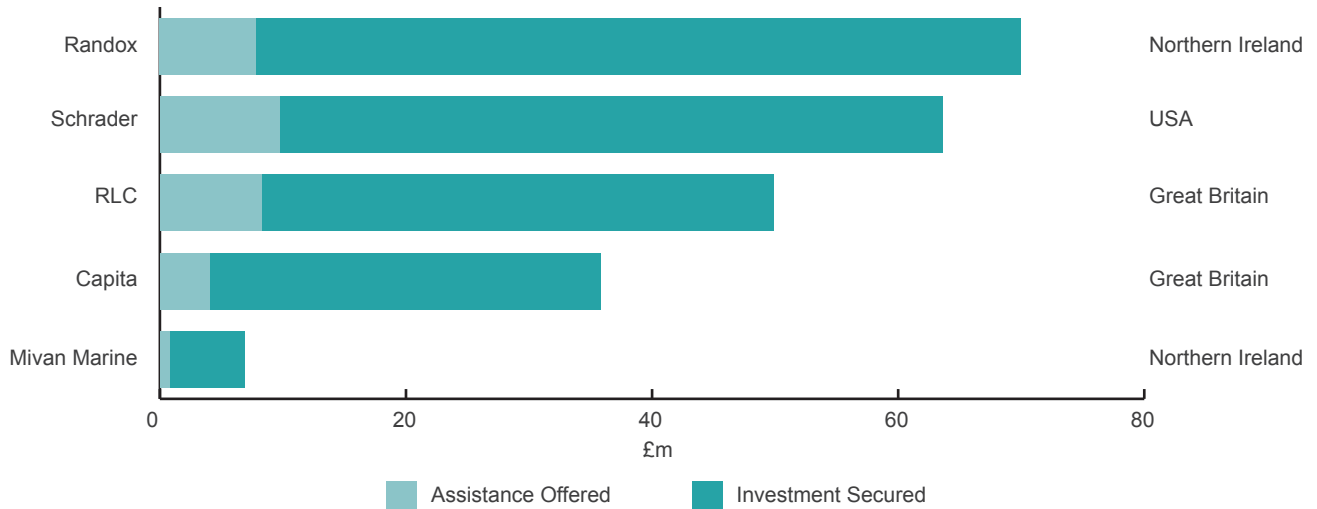
- Business totals may not add as a business can be supported in more than one year and can move from local to externally-owned during the 5 year period.
- Does not include £26.08m of support to External Delivery Organisations or universities, which contributes towards £40.30m of investment, as this benefits businesses across all of Northern Ireland.
- 'Jobs Promoted' are those which are expected as a result of the implementation of a business plan. As this happens, they become 'Jobs Created'.

Jobs above NI Private Sector Median (PSM)

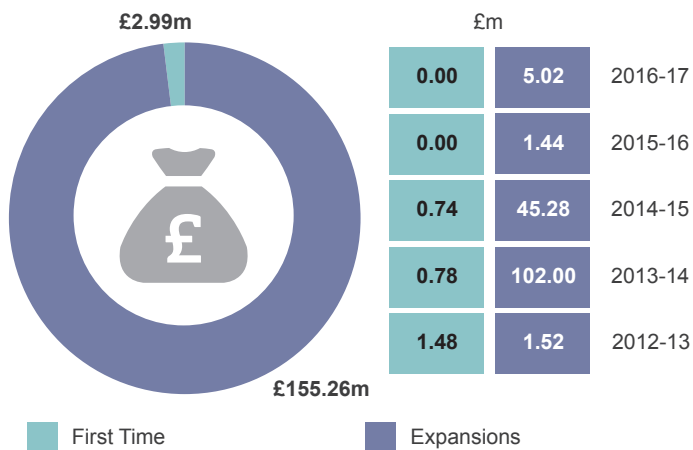
For specific projects Invest NI measures the quality of the jobs by the proportion of those jobs that attract salaries above the Northern Ireland PSM wage - the average annual wage for the private sector, which is **£20,800** for 2016.



Top 5 Investors



Externally-Owned First Time Investment vs Existing Expansions



Externally-Owned Investment by Country



Total externally-owned investment secured was **£158.25m**. This is defined as investment in the area by businesses where at least 50% of ownership is based outside Northern Ireland. The figures include the support that Invest NI offers these businesses.