

# Northern Ireland

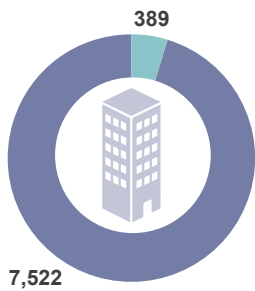
## Invest NI Activity (2012-13 to 2016-17)

June 2017

Source: Invest NI

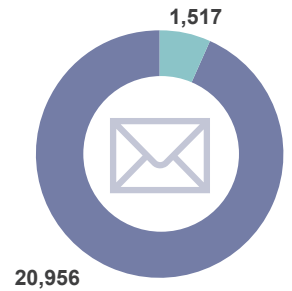
■ Locally-Owned Businesses  
■ Externally-Owned Businesses

### No. of Businesses = 7,911



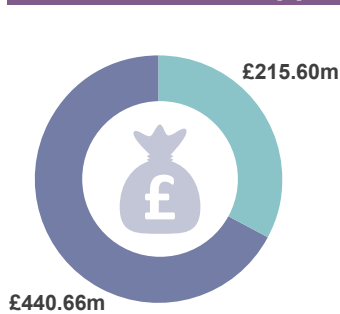
Year	Locally-Owned Businesses	Externally-Owned Businesses
2016-17	1,734	122
2015-16	2,122	132
2014-15	2,850	168
2013-14	2,826	154
2012-13	2,344	163

### No. of Offers = 22,473



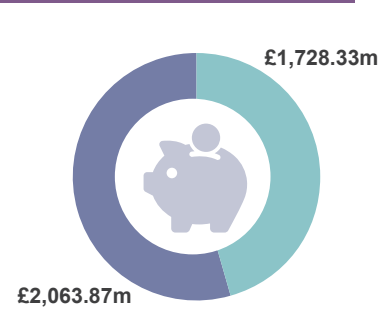
Year	Locally-Owned Businesses	Externally-Owned Businesses
2016-17	3,302	234
2015-16	3,550	231
2014-15	4,762	351
2013-14	4,960	334
2012-13	4,382	367

### Total Support = £656.26m



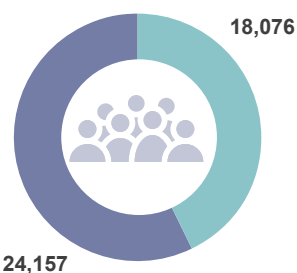
Year	Locally-Owned Businesses (£m)	Externally-Owned Businesses (£m)
2016-17	109.10	25.76
2015-16	72.10	21.91
2014-15	104.02	81.35
2013-14	81.50	52.29
2012-13	73.95	34.29

### Total Investment = £3,792.20m



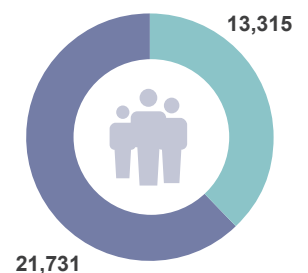
Year	Locally-Owned Businesses (£m)	Externally-Owned Businesses (£m)
2016-17	418.62	187.23
2015-16	325.91	171.80
2014-15	685.95	664.95
2013-14	345.90	457.45
2012-13	287.49	246.91

### Jobs Promoted = 42,233



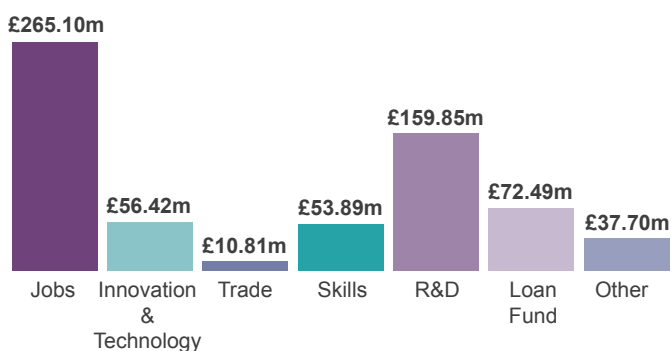
Year	Locally-Owned Businesses	Externally-Owned Businesses
2016-17	2,859	2,732
2015-16	2,882	2,587
2014-15	8,153	5,482
2013-14	5,990	4,715
2012-13	4,273	2,560

### Jobs Created = 35,046



Year	Locally-Owned Businesses	Externally-Owned Businesses
2016-17	3,458	2,447
2015-16	2,770	3,960
2014-15	6,368	3,040
2013-14	5,198	1,576
2012-13	3,937	2,293

### Type of Support



### Notes

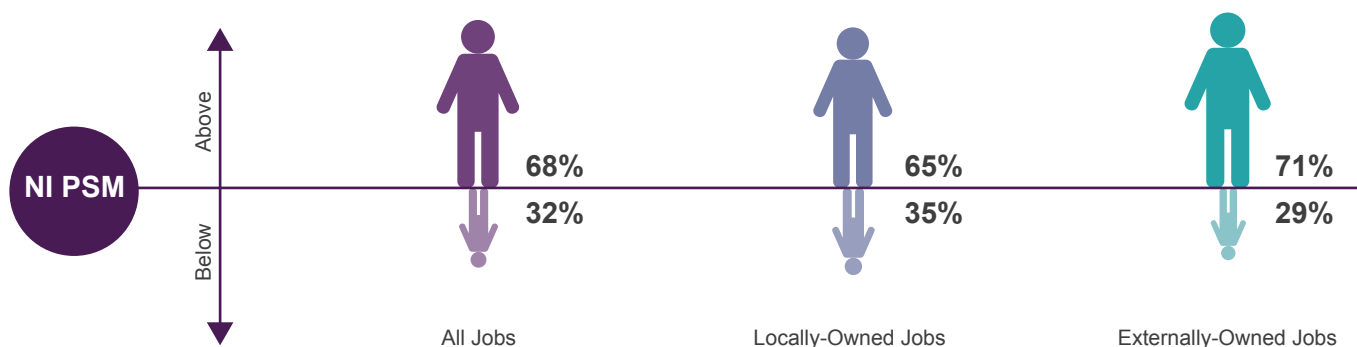
● Business totals may not add as a business can be supported in more than one year and can move from local to externally-owned during the 5 year period.

● Does not include £160.62m of support to External Delivery Organisations or universities, which contributes towards £443.15m of investment, as this benefits businesses across all of Northern Ireland.

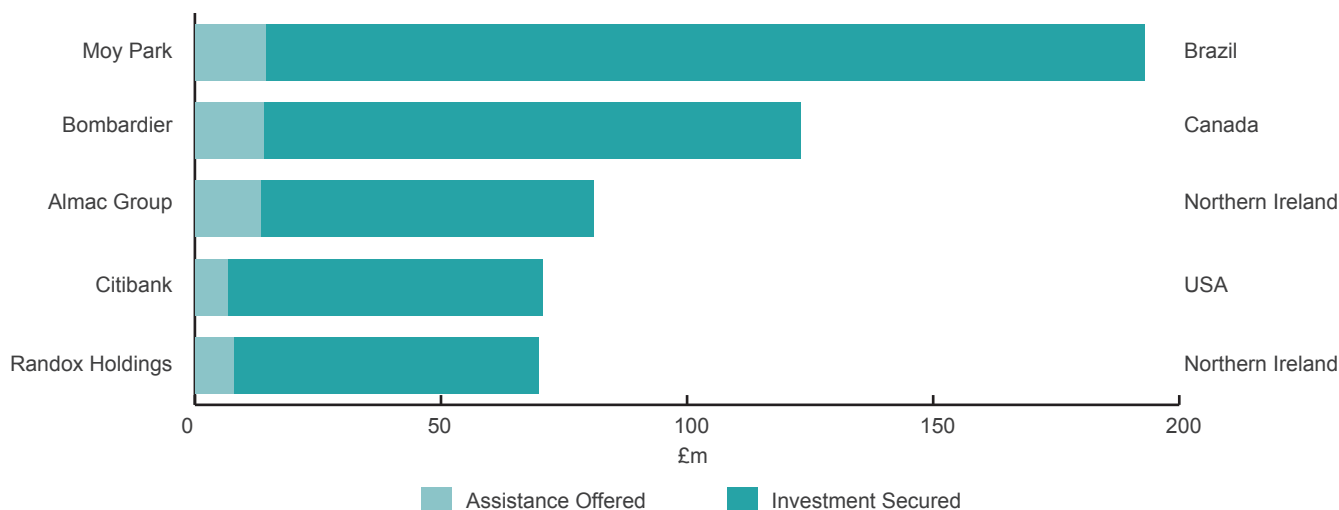
● 'Jobs Promoted' are those which are expected as a result of the implementation of a business plan. As this happens, they become 'Jobs Created'.

## Jobs above NI Private Sector Median (PSM)

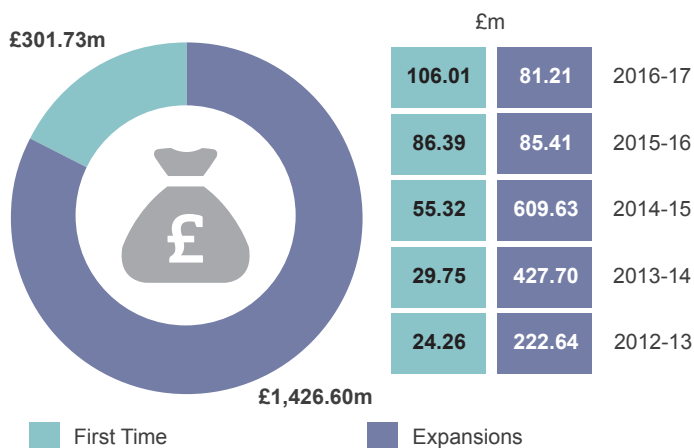
For specific projects Invest NI measures the quality of the jobs by the proportion of those jobs that attract salaries above the Northern Ireland PSM wage - the average annual wage for the private sector, which is **£20,800** for 2016.



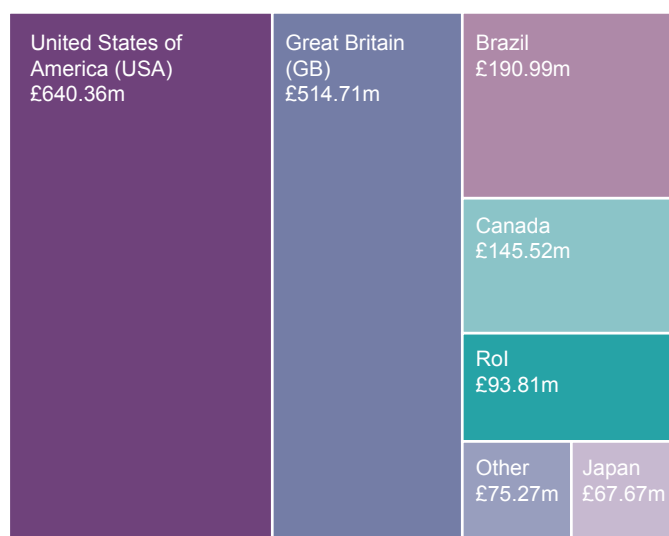
## Top 5 Investors



## Externally-Owned First Time Investment vs Existing Expansions



## Externally-Owned Investment by Country



Total externally-owned investment secured was **£1,728.33m**. This is defined as investment in the area by businesses where at least 50% of ownership is based outside Northern Ireland. The figures include the support that Invest NI offers these businesses.