

# Belfast South Constituency

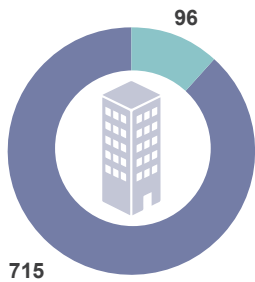
## Invest NI Activity (2012-13 to 2016-17)

June 2017

Source: Invest NI

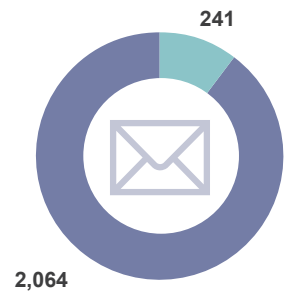
■ Locally-Owned Businesses  
■ Externally-Owned Businesses

### No. of Businesses = 811



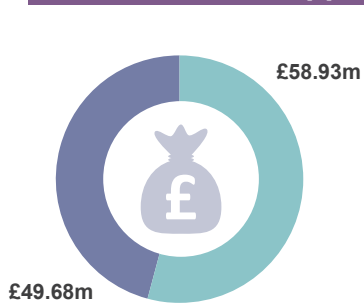
Year	Locally-Owned	Externally-Owned
2016-17	192	23
2015-16	207	32
2014-15	270	42
2013-14	276	29
2012-13	240	31

### No. of Offers = 2,305



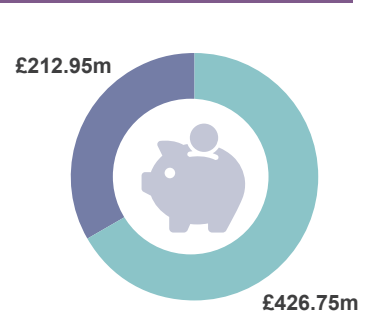
Year	Locally-Owned	Externally-Owned
2016-17	406	43
2015-16	356	42
2014-15	440	66
2013-14	437	42
2012-13	425	48

### Total Support = £108.61m



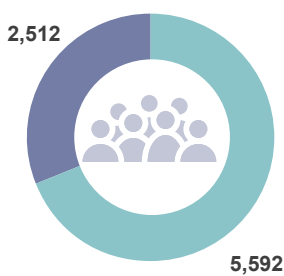
Year	Locally-Owned (£m)	Externally-Owned (£m)
2016-17	14.36	5.87
2015-16	6.30	4.98
2014-15	13.79	34.70
2013-14	9.10	5.34
2012-13	6.13	8.03

### Total Investment = £639.70m



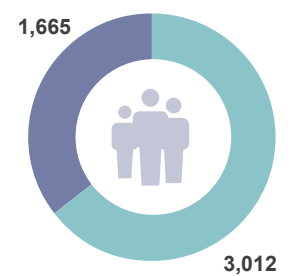
Year	Locally-Owned (£m)	Externally-Owned (£m)
2016-17	58.26	43.69
2015-16	26.08	42.29
2014-15	71.36	228.05
2013-14	36.53	40.74
2012-13	20.72	71.98

### Jobs Promoted = 8,104



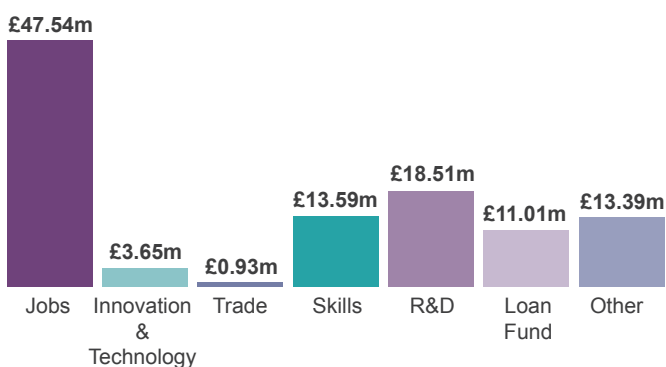
Year	Locally-Owned	Externally-Owned
2016-17	402	651
2015-16	275	598
2014-15	971	2,800
2013-14	564	707
2012-13	300	836

### Jobs Created = 4,677



Year	Locally-Owned	Externally-Owned
2016-17	472	891
2015-16	180	639
2014-15	402	593
2013-14	401	365
2012-13	210	523

### Type of Support



### Notes

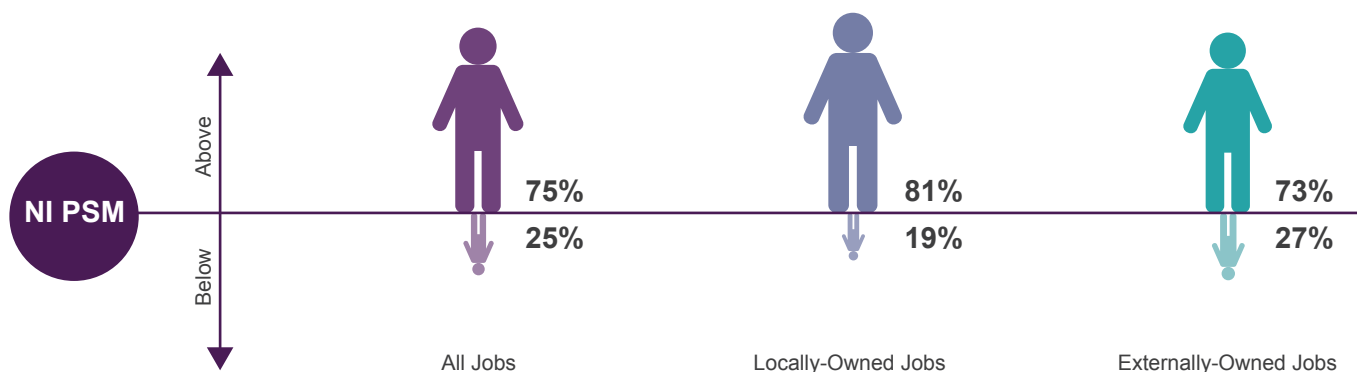
● Business totals may not add as a business can be supported in more than one year and can move from local to externally-owned during the 5 year period.

● Does not include £105.27m of support to External Delivery Organisations or universities, which contributes towards £360.77m of investment, as this benefits businesses across all of Northern Ireland.

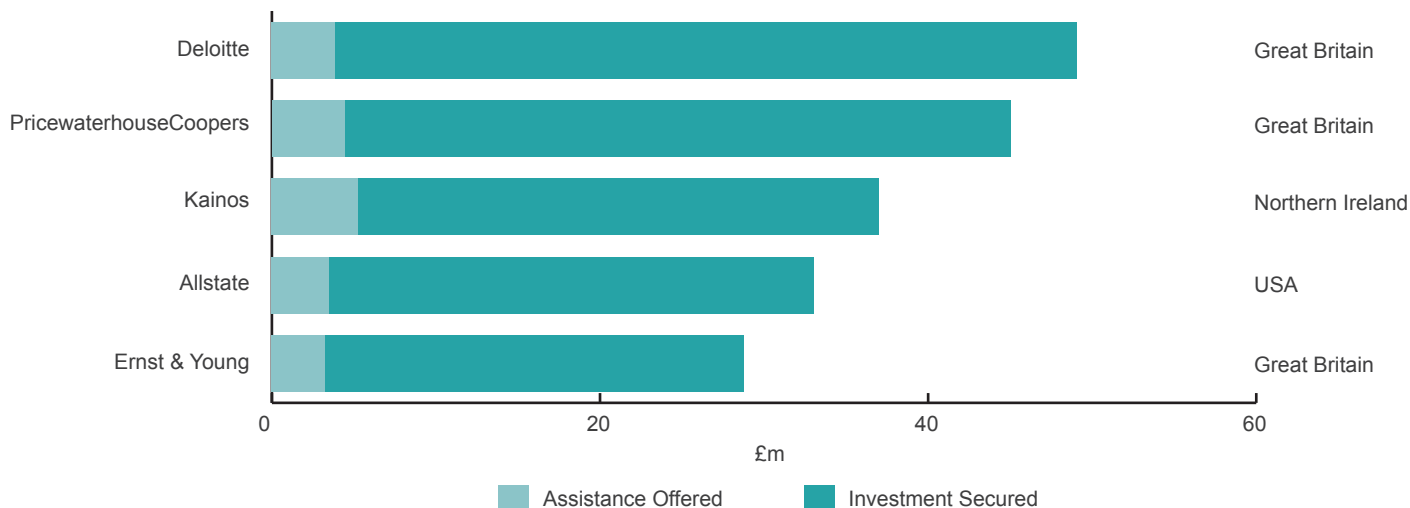
● 'Jobs Promoted' are those which are expected as a result of the implementation of a business plan. As this happens, they become 'Jobs Created'.

## Jobs above NI Private Sector Median (PSM)

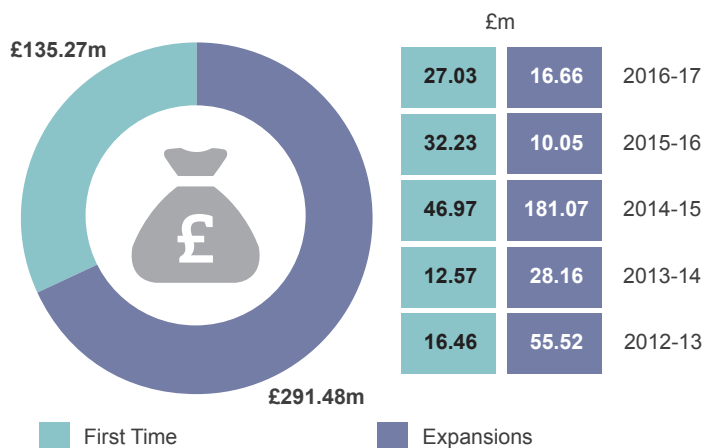
For specific projects Invest NI measures the quality of the jobs by the proportion of those jobs that attract salaries above the Northern Ireland PSM wage - the average annual wage for the private sector, which is **£20,800** for 2016.



## Top 5 Investors



## Externally-Owned First Time Investment vs Existing Expansions



## Externally-Owned Investment by Country



Total externally-owned investment secured was **£426.75m**. This is defined as investment in the area by businesses where at least 50% of ownership is based outside Northern Ireland. The figures include the support that Invest NI offers these businesses.