

# Belfast East Constituency

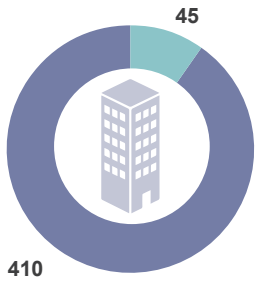
## Invest NI Activity (2012-13 to 2016-17)

June 2017

Source: Invest NI

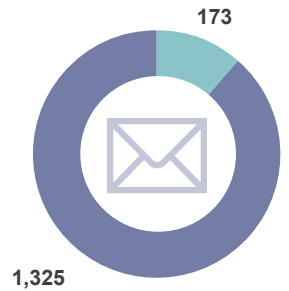
■ Locally-Owned Businesses  
■ Externally-Owned Businesses

### No. of Businesses = 455



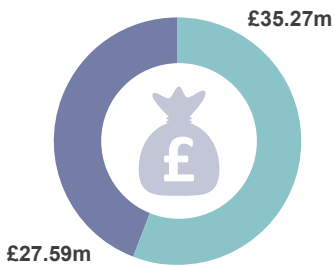
Year	Locally-Owned	Externally-Owned
2016-17	113	12
2015-16	112	14
2014-15	175	20
2013-14	162	20
2012-13	139	21

### No. of Offers = 1,498



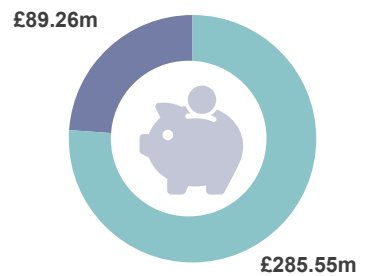
Year	Locally-Owned	Externally-Owned
2016-17	217	20
2015-16	182	31
2014-15	299	47
2013-14	349	36
2012-13	278	39

### Total Support = £62.86m



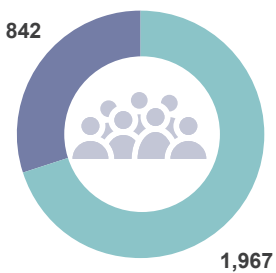
Year	Locally-Owned (£m)	Externally-Owned (£m)
2016-17	5.85	3.95
2015-16	3.90	1.01
2014-15	6.29	7.15
2013-14	6.57	17.38
2012-13	4.98	5.77

### Total Investment = £374.81m



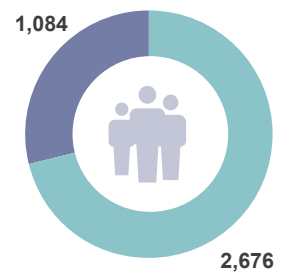
Year	Locally-Owned (£m)	Externally-Owned (£m)
2016-17	19.31	17.82
2015-16	11.92	5.53
2014-15	21.10	53.92
2013-14	22.29	177.79
2012-13	14.64	30.49

### Jobs Promoted = 2,809



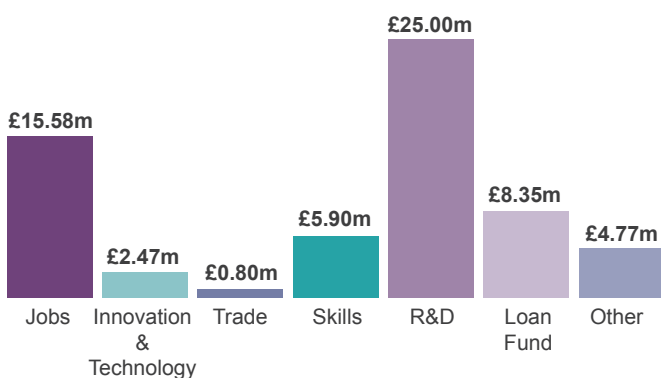
Year	Locally-Owned	Externally-Owned
2016-17	67	60
2015-16	65	18
2014-15	285	476
2013-14	298	1,377
2012-13	127	45

### Jobs Created = 3,760



Year	Locally-Owned	Externally-Owned
2016-17	142	289
2015-16	83	600
2014-15	381	689
2013-14	206	658
2012-13	272	440

### Type of Support



### Notes

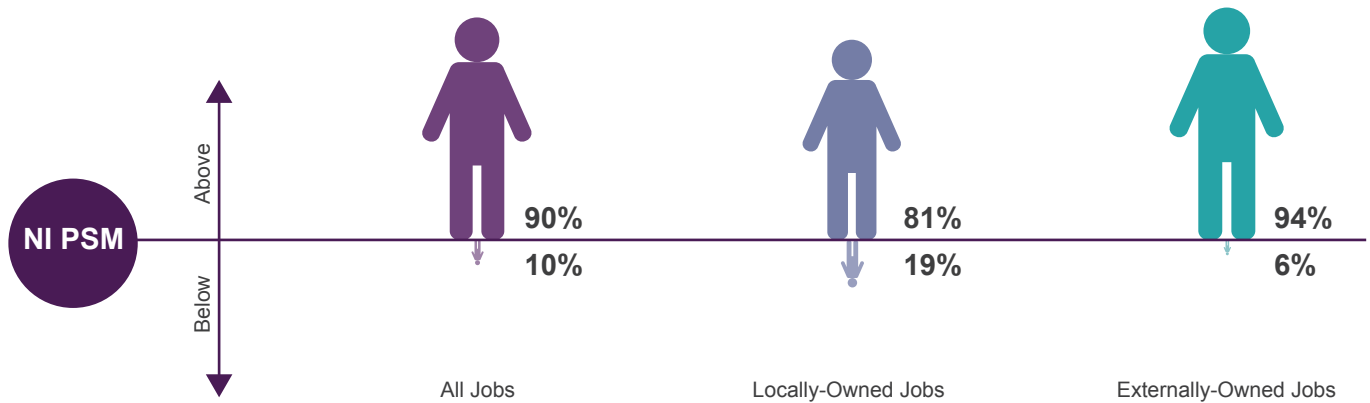
● Business totals may not add as a business can be supported in more than one year and can move from local to externally-owned during the 5 year period.

● Does not include **£4.50m** of support to External Delivery Organisations or universities, which contributes towards **£6.37m** of investment, as this benefits businesses across all of Northern Ireland.

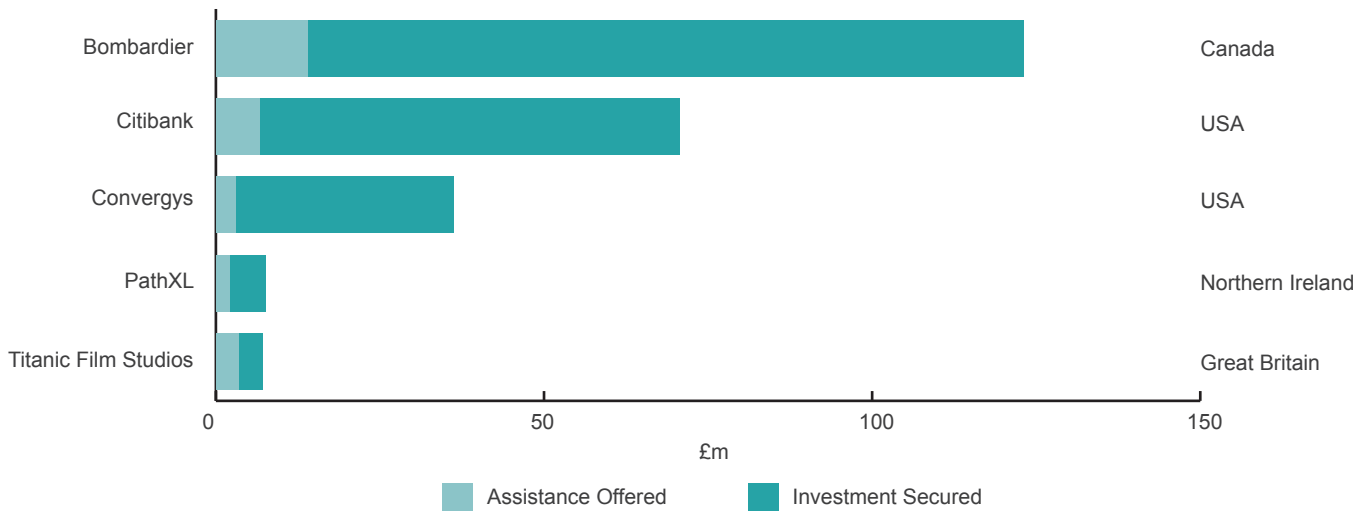
● 'Jobs Promoted' are those which are expected as a result of the implementation of a business plan. As this happens, they become 'Jobs Created'.

## Jobs above NI Private Sector Median (PSM)

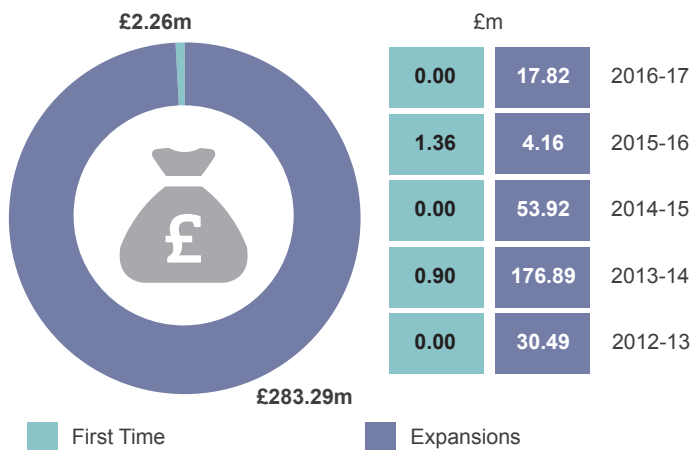
For specific projects Invest NI measures the quality of the jobs by the proportion of those jobs that attract salaries above the Northern Ireland PSM wage - the average annual wage for the private sector, which is **£20,800** for 2016.



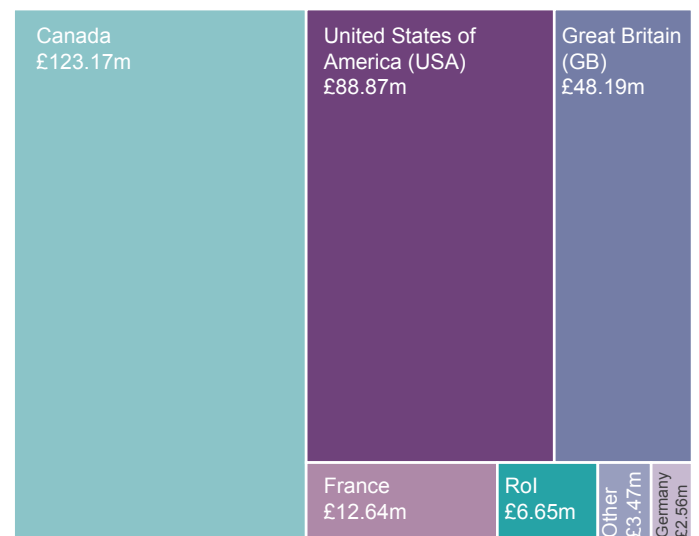
## Top 5 Investors



## Externally-Owned First Time Investment vs Existing Expansions



## Externally-Owned Investment by Country



Total externally-owned investment secured was **£285.55m**. This is defined as investment in the area by businesses where at least 50% of ownership is based outside Northern Ireland. The figures include the support that Invest NI offers these businesses.